

Spa Francorchamps
Clio Cup Series
Qualifying - 1
Provisional Results

CLIO CUP SERIES

Clas	Nº	Driver	Nat	Cat	Clas	Team	Nat	Class	Clas	Laps	Best	Time	Gap	Interval	Km/h
1	12	Gabriele Torelli	ITA			Rangoni Corse	ITA	EUR & MID	1	6	3	2:47.462			150.5
2	105	Alessandro Brigatti	ITA	CHA	1	PROGETTO E20	ITA	ITA	1	7	6	2:47.637	0.175	0.175	150.4
3	15	David Pouget	FRA			GPA Racing	FRA	EUR & FRA	1	7	7	2:47.792	0.330	0.155	150.2
4	29	Alexandre Finkelstein	FRA	CHA	2	GPA Racing	FRA	FRA	1	7	7	2:47.863	0.401	0.071	150.2
5	101	Tomas Pekar	CZE			Carpek Racing	CZE	EUR & MID	2	6	3	2:47.916	0.454	0.053	150.1
6	25	Alexandre Albouy	FRA			GPA Racing	FRA	FRA	2	7	3	2:48.255	0.793	0.339	149.8
7	24	Aurelien Renet	FRA	CHA	3	JSB Competition	FRA	FRA	3	7	3	2:48.288	0.826	0.033	149.8
8	91	Luca Franca	ITA	RAC	1	MC Motortecnica	ITA	EUR & ITA	1	7	6	2:48.398	0.936	0.110	149.7
9	1	Anthony Jurado	FRA			Milan Competition	FRA	EUR & MID	3	7	7	2:48.485	1.023	0.087	149.6
10	30	Alex Lancellotti	ITA	RAC	2	Faro Racing	ITA	EUR & ITA	2	7	5	2:48.487	1.025	0.002	149.6
11	113	Adrian Schimpf	ESP	CHA	4	AST Competition	ESP	EUR & ESP	1	7	4	2:48.594	1.132	0.107	149.5
12	5	Nicolas Milan	FRA			Milan Competition	FRA	EUR & FRA	2	7	4	2:48.617	1.155	0.023	149.5
13	125	Jerzy Spinkiewicz	POL			UNIQ Racing	POL	EUR & ITA	3	6	3	2:48.651	1.189	0.034	149.5
14	558	Pierre Bredeaux	FRA	CHA	5	Comte Racing Team	FRA	EUR	1	7	6	2:48.775	1.313	0.124	149.3
15	2	Florian Coruble	FRA	CHA	6	GM Sport	FRA	FRA	4	7	4	2:48.907	1.445	0.132	149.2
16	158	Florian Venturi	FRA	CHA	7	GM Sport	FRA	FRA	5	7	3	2:48.980	1.518	0.073	149.2
17	116	Giacomo Trebbi	ITA	CHA	8	MC Motortecnica	ITA	ITA	2	7	6	2:49.075	1.613	0.095	149.1
18	55	René Steemetz	NLD	RAC	3	ChefoSport	ESP	EUR & MID	4	6	3	2:49.149	1.687	0.074	149.0
19	4	Julien Baziret	FRA	CHA	9	Baziret Sport	FRA	EUR & MID	5	7	4	2:49.201	1.739	0.052	149.0
20	84	Mattia Lancellotti	ITA	CHA	10	Faro Racing	ITA	EUR & ITA	4	7	5	2:49.243	1.781	0.042	148.9
21	211	Nikola Miljkovic	SRB	CHA	11	Tempo Racing Team	SRB	EUR & MID	6	7	4	2:49.267	1.805	0.024	148.9
22	42	Mariano Alonso	ESP	CHA	12	GPA Racing	FRA	FRA	6	7	3	2:49.296	1.834	0.029	148.9
23	41	Simone Di Luca	ITA			Faro Racing	ITA	ITA	3	7	6	2:49.393	1.931	0.097	148.8
24	9	Andrea Stucki	CHE			Stucki Motorsport	CHE	MID	1	7	4	2:49.519	2.057	0.126	148.7
25	21	Stephan Polderman	NLD	RAC	4	ChefoSport	ESP	EUR & MID	7	7	3	2:49.558	2.096	0.039	148.7
26	31	Jeremy Bordagaray	FRA	RAC	5	Milan Competition	FRA	FRA & ESP	1	7	4	2:49.743	2.281	0.185	148.5
27	7	Mickael Carree	FRA	CHA	13	T2CM	FRA	EUR & FRA	3	7	6	2:49.757	2.295	0.014	148.5
28	99	Guillaume Maio	FRA	CHA	14	GM Sport	FRA	EUR & MID	8	7	4	2:49.764	2.302	0.007	148.5
29	51	Henrik Seibel	DEU	CHA	15	Carpek Service	CZE	MID	2	7	5	2:49.894	2.432	0.130	148.4
30	60	Leonardo Arduini	ITA	CHA	16	MC Motortecnica	ITA	EUR & ITA	5	7	5	2:50.004	2.542	0.110	148.3
31	27	Federico Danova	ITA	CHA	17	ESSECORSE	ITA	ITA	4	7	6	2:50.307	2.845	0.303	148.0
32	16	Lionel Viguier	FRA	RAC	6	T2CM	FRA	EUR & FRA	4	7	5	2:50.360	2.898	0.053	148.0
33	82	Jacopo Giuseppe Cimenès	ITA	CHA	18	ESSECORSE	ITA	EUR & ITA	6	7	3	2:50.457	2.995	0.097	147.9
34	85	Benjamin Cauvas	FRA	RAC	7	GPA Racing	FRA	EUR	2	7	3	2:50.510	3.048	0.053	147.8
35	43	Damiano Puccetti	ITA	CHA	19	Rangoni Corse	ITA	EUR	3	7	3	2:50.562	3.100	0.052	147.8
36	107	Cristian Ricciarini	ITA			ESSECORSE	ITA	EUR & ITA	7	7	3	2:50.593	3.131	0.031	147.8
37	118	Francesco Pagano	ITA	CHA	20	Costa Ovest	ITA	ITA	5	7	3	2:50.714	3.252	0.121	147.6
38	19	Gianalberto Coldani	ITA	CHA	21	MC Motortecnica	ITA	ITA	6	7	3	2:50.923	3.461	0.209	147.5
39	13	Raphael Cuadrado	FRA	RAC	8	GM Sport	FRA	FRA	7	7	3	2:51.021	3.559	0.098	147.4
40	78	Laurent Dziadus	FRA	RAC	9	TEAM LUCAS	FRA	FRA	8	7	6	2:51.059	3.597	0.038	147.4
41	65	Fabien Julia	FRA	RAC	10	LR Performance	FRA	FRA	9	7	3	2:51.182	3.720	0.123	147.2
42	38	Alessio Alcidi	ITA	CHA	22	Tuder Motorsport	ITA	ITA	7	7	7	2:51.378	3.916	0.196	147.1
43	54	Sébastien Gehin	FRA	RAC	11	T2CM	FRA	MID	3	7	5	2:51.458	3.996	0.080	147.0
44	95	Adam Sascha	ITA	CHA	23	SEVENHILLS	ITA	ITA	8	7	5	2:51.470	4.008	0.012	147.0
45	122	Ludovico Longoni	ITA	CHA	24	MC Motortecnica	ITA	EUR & ITA	8	7	7	2:51.553	4.091	0.083	146.9
46	3	Daniel Nyffeler	CHE	CHA	25	Stucki Motorsport	CHE	MID	4	7	7	2:52.036	4.574	0.483	146.5
47	44	Veenesh Shunker	FRA	RAC	12	T2CM	FRA	FRA	10	7	6	2:52.123	4.661	0.087	146.4
48	73	Sandro Cutini	ITA	RAC	13	Faro Racing	ITA	ITA	9	7	4	2:52.251	4.789	0.128	146.3
49	53	Due	ITA	RAC	14	Oregon Team	ITA	ITA	10	7	6	2:52.405	4.943	0.154	146.2
50	72	Manuel Stefani	ITA	RAC	15	SEVENHILLS	ITA	ITA	11	7	6	2:53.461	5.999	1.056	145.3
51	11	Andrea Bonifazi	ITA	RAC	16	SEVENHILLS	ITA	ITA	12	7	6	2:53.838	6.376	0.377	145.0
52	17	Daniele Pasquali	ITA	RAC	17	Tuder Motorsport	ITA	EUR & ITA	9	7	4	2:54.900	7.438	1.062	144.1
53	372	Andrea Chierichetti	ITA	RAC	18	MC Motortecnica	ITA	EUR & ITA	10	7	4	2:54.976	7.514	0.076	144.1

Published at:.....

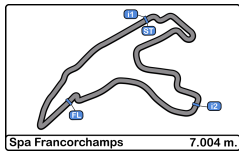
Track Temp: 38.4 °C Air Temp: 21.0 °C Humidity: 33 % Track Status: DRY

Race Director:

Timekeeper:


Luis Angel García Nuñez
JOB-1605-ESP/M





Spa Francorchamps
Clio Cup Series
Qualifying - 1
Provisional Results

CLIO CUP SERIES

Clas	Nº	Driver	Nat	Cat	Clas	Team	Nat	Class	Clas	Laps	Best	Time	Gap	Interval	Km/h
54	103	Francesco Miotto	ITA	CHA	26	PROGETTO E20	ITA	ITA	13	7	7	2:55.577	8.115	0.601	143.6
55	133	Samuel Chaligne	FRA	RAC	19	T2CM	FRA	FRA	11	7	3	2:57.410	9.948	1.833	142.1
56	199	Alejandro Schimpf	ESP	CHA	27	AST Competition	ESP	EUR & ESP	2	7	3	2:57.821	10.359	0.411	141.7
57	119	Fernando Navarrete	ESP			ChefoSport	ESP	EUR	4	7	3	2:59.110	11.648	1.289	140.7
58	109	Francesco Savoia	ITA	CHA	28	PROGETTO E20	ITA	ITA	14	7	5	3:00.828	13.366	1.718	139.4
59	63	Gabriel Alonso	ESP	RAC	20	GPA Racing	FRA	FRA	12	7	7	3:01.259	13.797	0.431	139.1

Published at:.....

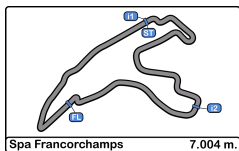
Track Temp: 38.4 °C Air Temp: 21.0 °C Humidity: 33 % Track Status: DRY

Race Director:

Timekeeper:


Luis Angel García Nuñez
JOB-1605-ESP/M





Spa Francorchamps

Clio Cup Series

Qualifying - 1

Provisional Results by Category

CLIO CUP SERIES

Clas	Nº	Driver	Nat	Cat	Clas	Team	Nat	Group	Laps	Best	Time	Gap	Interval	Km/h
1	12	Gabriele Torelli	ITA			Rangoni Corse	ITA	EUR & MID	6	3	2:47.462			150.5
2	15	David Pouget	FRA			GPA Racing	FRA	EUR & FRA	7	7	2:47.792	0.330	0.330	150.2
3	101	Tomas Pekar	CZE			Carpek Racing	CZE	EUR & MID	6	3	2:47.916	0.454	0.124	150.1
4	25	Alexandre Albouy	FRA			GPA Racing	FRA	FRA	7	3	2:48.255	0.793	0.339	149.8
5	1	Anthony Jurado	FRA			Milan Competition	FRA	EUR & MID	7	7	2:48.485	1.023	0.230	149.6
6	5	Nicolas Milan	FRA			Milan Competition	FRA	EUR & FRA	7	4	2:48.617	1.155	0.132	149.5
7	125	Jerzy Spinkiewicz	POL			UNIQ Racing	POL	EUR & ITA	6	3	2:48.651	1.189	0.034	149.5
8	41	Simone Di Luca	ITA			Faro Racing	ITA	ITA	7	6	2:49.393	1.931	0.742	148.8
9	9	Andrea Stucki	CHE			Stucki Motorsport	CHE	MID	7	4	2:49.519	2.057	0.126	148.7
10	107	Cristian Ricciardini	ITA			ESSECORSE	ITA	EUR & ITA	7	3	2:50.593	3.131	1.074	147.8
11	119	Fernando Navarrete	ESP			ChefoSport	ESP	EUR	7	3	2:59.110	11.648	8.517	140.7

CHA

Clas	Nº	Driver	Nat	Cat	Clas	Team	Nat	Group	Laps	Best	Time	Gap	Interval	Km/h
1	105	Alessandro Brigatti	ITA	CHA	1	PROGETTO E20	ITA	ITA	7	6	2:47.637			150.4
2	29	Alexandre Finkelstein	FRA	CHA	2	GPA Racing	FRA	FRA	7	7	2:47.863	0.226	0.226	150.2
3	24	Aurelien Renet	FRA	CHA	3	JSB Competition	FRA	FRA	7	3	2:48.288	0.651	0.425	149.8
4	113	Adrian Schimpf	ESP	CHA	4	AST Competition	ESP	EUR & ESP	7	4	2:48.594	0.957	0.306	149.5
5	558	Pierre Bredeaux	FRA	CHA	5	Comte Racing Team	FRA	EUR	7	6	2:48.775	1.138	0.181	149.3
6	2	Florian Coruble	FRA	CHA	6	GM Sport	FRA	FRA	7	4	2:48.907	1.270	0.132	149.2
7	158	Florian Venturi	FRA	CHA	7	GM Sport	FRA	FRA	7	3	2:48.980	1.343	0.073	149.2
8	116	Giacomo Trebbi	ITA	CHA	8	MC Motortecnica	ITA	ITA	7	6	2:49.075	1.438	0.095	149.1
9	4	Julien Baziret	FRA	CHA	9	Baziret Sport	FRA	EUR & MID	7	4	2:49.201	1.564	0.126	149.0
10	84	Mattia Lancellotti	ITA	CHA	10	Faro Racing	ITA	EUR & ITA	7	5	2:49.243	1.606	0.042	148.9
11	211	Nikola Miljkovic	SRB	CHA	11	Tempo Racing Team	SRB	EUR & MID	7	4	2:49.267	1.630	0.024	148.9
12	42	Mariano Alonso	ESP	CHA	12	GPA Racing	FRA	FRA	7	3	2:49.296	1.659	0.029	148.9
13	7	Mickael Carree	FRA	CHA	13	T2CM	FRA	EUR & FRA	7	6	2:49.757	2.120	0.461	148.5
14	99	Guillaume Maio	FRA	CHA	14	GM Sport	FRA	EUR & MID	7	4	2:49.764	2.127	0.007	148.5
15	51	Henrik Seibel	DEU	CHA	15	Carpek Service	CZE	MID	7	5	2:49.894	2.257	0.130	148.4
16	60	Leonardo Arduini	ITA	CHA	16	MC Motortecnica	ITA	EUR & ITA	7	5	2:50.004	2.367	0.110	148.3
17	27	Federico Danova	ITA	CHA	17	ESSECORSE	ITA	ITA	7	6	2:50.307	2.670	0.303	148.0
18	82	Jacopo Giuseppe Cimenos	ITA	CHA	18	ESSECORSE	ITA	EUR & ITA	7	3	2:50.457	2.820	0.150	147.9
19	43	Damiano Puccetti	ITA	CHA	19	Rangoni Corse	ITA	EUR	7	3	2:50.562	2.925	0.105	147.8
20	118	Francesco Pagano	ITA	CHA	20	Costa Ovest	ITA	ITA	7	3	2:50.714	3.077	0.152	147.6
21	19	Gianalberto Coldani	ITA	CHA	21	MC Motortecnica	ITA	ITA	7	3	2:50.923	3.286	0.209	147.5
22	38	Alessio Alcidi	ITA	CHA	22	Tuder Motorsport	ITA	ITA	7	7	2:51.378	3.741	0.455	147.1
23	95	Adam Sascha	ITA	CHA	23	SEVENHILLS	ITA	ITA	7	5	2:51.470	3.833	0.092	147.0
24	122	Ludovico Longoni	ITA	CHA	24	MC Motortecnica	ITA	EUR & ITA	7	7	2:51.553	3.916	0.083	146.9
25	3	Daniel Nyffeler	CHE	CHA	25	Stucki Motorsport	CHE	MID	7	7	2:52.036	4.399	0.483	146.5
26	103	Francesco Miotto	ITA	CHA	26	PROGETTO E20	ITA	ITA	7	7	2:55.577	7.940	3.541	143.6
27	199	Alejandro Schimpf	ESP	CHA	27	AST Competition	ESP	EUR & ESP	7	3	2:57.821	10.184	2.244	141.7
28	109	Francesco Savoia	ITA	CHA	28	PROGETTO E20	ITA	ITA	7	5	3:00.828	13.191	3.007	139.4

Published at:.....

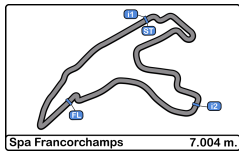
Track Temp: 38.4 °C Air Temp: 21.0 °C Humidity: 33 % Track Status: DRY

Race Director:

Timekeeper:

Luis Angel García Nuñez
JOB-1605-ESP/M






Spa Francorchamps

Clio Cup Series

Qualifying - 1

Provisional Results by Category

CLIO CUP SERIES

RAC																
Clas	Nº	Driver	Nat	Cat	Clas	Team	Nat	Group	Laps	Best	Time	Gap	Interval	Km/h		
1	91	Luca Franca		ITA	RAC	1	MC Motortecnica		ITA	EUR & ITA	7	6	2:48.398		149.7	
2	30	Alex Lancellotti		ITA	RAC	2	Faro Racing		ITA	EUR & ITA	7	5	2:48.487	0.089	0.089	149.6
3	55	René Steemetz		NLD	RAC	3	ChefoSport		ESP	EUR & MID	6	3	2:49.149	0.751	0.662	149.0
4	21	Stephan Polderman		NLD	RAC	4	ChefoSport		ESP	EUR & MID	7	3	2:49.558	1.160	0.409	148.7
5	31	Jeremy Bordagaray		FRA	RAC	5	Milan Competition		FRA	FRA & ESP	7	4	2:49.743	1.345	0.185	148.5
6	16	Lionel Viguier		FRA	RAC	6	T2CM		FRA	EUR & FRA	7	5	2:50.360	1.962	0.617	148.0
7	85	Benjamin Cauvas		FRA	RAC	7	GPA Racing		FRA	EUR	7	3	2:50.510	2.112	0.150	147.8
8	13	Raphael Cuadrado		FRA	RAC	8	GM Sport		FRA	FRA	7	3	2:51.021	2.623	0.511	147.4
9	78	Laurent Dziadus		FRA	RAC	9	TEAM LUCAS		FRA	FRA	7	6	2:51.059	2.661	0.038	147.4
10	65	Fabien Julia		FRA	RAC	10	LR Performance		FRA	FRA	7	3	2:51.182	2.784	0.123	147.2
11	54	Sébastien Gehin		FRA	RAC	11	T2CM		FRA	MID	7	5	2:51.458	3.060	0.276	147.0
12	44	Veenesh Shunker		FRA	RAC	12	T2CM		FRA	FRA	7	6	2:52.123	3.725	0.665	146.4
13	73	Sandro Cutini		ITA	RAC	13	Faro Racing		ITA	ITA	7	4	2:52.251	3.853	0.128	146.3
14	53	Due		ITA	RAC	14	Oregon Team		ITA	ITA	7	6	2:52.405	4.007	0.154	146.2
15	72	Manuel Stefani		ITA	RAC	15	SEVENHILLS		ITA	ITA	7	6	2:53.461	5.063	1.056	145.3
16	11	Andrea Bonifazi		ITA	RAC	16	SEVENHILLS		ITA	ITA	7	6	2:53.838	5.440	0.377	145.0
17	17	Daniele Pasquali		ITA	RAC	17	Tuder Motorsport		ITA	EUR & ITA	7	4	2:54.900	6.502	1.062	144.1
18	372	Andrea Chierichetti		ITA	RAC	18	MC Motortecnica		ITA	EUR & ITA	7	4	2:54.976	6.578	0.076	144.1
19	133	Samuel Chaligne		FRA	RAC	19	T2CM		FRA	FRA	7	3	2:57.410	9.012	2.434	142.1
20	63	Gabriel Alonso		ESP	RAC	20	GPA Racing		FRA	FRA	7	7	3:01.259	12.861	3.849	139.1

Published at:.....

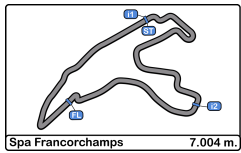
Track Temp: 38.4 °C Air Temp: 21.0 °C Humidity: 33 % Track Status: DRY

Race Director:

Timekeeper:


Luis Angel García Nuñez
JOB-1605-ESP/M



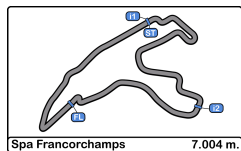


Spa Francorchamps
Clio Cup Series
Qualifying - 1
Lap Analysis

CLIO CUP SERIES

1	Anthony Jurado							EUR & MID							7							Mickael Carree							EUR & FRA						
								Milan Competition							CHA														T2CM						
	Lap	D	Time	Sector 1	Sector 2	Sector 3	T. Spd	Elapsed	Lap	D	Time	Sector 1	Sector 2	Sector 3	T. Spd	Elapsed	Lap	D	Time	Sector 1	Sector 2	Sector 3	T. Spd	Elapsed	Lap	D	Time	Sector 1	Sector 2	Sector 3	T. Spd	Elapsed			
	1		12:56:08.831	12:53:59.187	1:24.467	45.177	141.5	12:56:08.831	1		12:56:24.799	12:54:09.307	1:27.599	47.893	144.0	12:56:24.799																			
	2		2:49.940	49.396	1:16.645	43.899	200.7	12:58:58.771	2		2:57.370	51.470	1:18.809	47.091	194.9	12:59:22.169																			
	3		2:48.754	48.853	1:16.170	43.731	208.0	13:01:47.525	3		2:51.098	49.702	1:16.721	44.675	201.8	13:02:13.267																			
	4		2:48.631	48.486	1:16.333	43.812	207.6	13:04:36.156	4		2:53.339	49.470	1:18.536	45.333	164.6	13:05:06.606																			
	5		2:48.856	48.819	1:16.243	43.794	206.5	13:07:25.012	5		2:49.282	48.971	1:16.439	43.872	203.7	13:07:55.888																			
	6		2:54.392	48.712	1:20.954	44.726	207.2	13:10:19.404	6		2:49.757	48.809	1:16.421	44.527	206.5	13:10:45.645																			
	7		2:48.485	48.488	1:15.960	44.037	206.1	13:13:07.889	7		2:50.298	48.881	1:16.672	44.745	204.5	13:13:35.943																			
2	Florian Coruble							FRA							9							Andrea Stucki							MID						
								GM Sport														Stucki Motorsport													
	Lap	D	Time	Sector 1	Sector 2	Sector 3	T. Spd	Elapsed	Lap	D	Time	Sector 1	Sector 2	Sector 3	T. Spd	Elapsed	Lap	D	Time	Sector 1	Sector 2	Sector 3	T. Spd	Elapsed	Lap	D	Time	Sector 1	Sector 2	Sector 3	T. Spd	Elapsed			
	1		12:56:11.570	12:54:00.208	1:25.583	45.779	129.1	12:56:11.570	1		12:57:33.189	12:54:48.711	1:45.872	58.606	118.4	12:57:33.189																			
	2		2:51.192	49.210	1:17.522	44.460	208.0	12:59:02.762	2		2:54.002	50.395	1:18.882	44.725	201.8	13:00:27.191																			
	3		2:49.543	49.076	1:16.621	43.846	201.8	13:01:52.305	3		2:49.933	49.518	1:16.325	44.090	201.8	13:03:17.124																			
	4		2:48.907	48.805	1:16.095	44.007	206.5	13:04:41.212	4		2:49.519	48.761	1:16.569	44.189	194.5	13:06:06.643																			
	5		2:50.023	49.213	1:16.848	43.962	200.7	13:07:31.235	5		2:50.901	49.222	1:16.653	45.026	200.7	13:08:57.544																			
	6		2:50.748	49.027	1:17.451	44.270	204.9	13:10:21.983	6		2:54.072	48.942	1:16.872	48.258	206.1	13:11:51.616																			
	7		2:53.987	49.257	1:19.012	45.718	187.1	13:13:15.970	7		2:51.343	49.010	1:17.468	44.865	203.3	13:14:42.959																			
3	Daniel Nyffeler							MID							11							Andrea Bonifazi							ITA						
								Stucki Motorsport							RAC							SEVENHILLS MOTORSPORT													
	Lap	D	Time	Sector 1	Sector 2	Sector 3	T. Spd	Elapsed	Lap	D	Time	Sector 1	Sector 2	Sector 3	T. Spd	Elapsed	Lap	D	Time	Sector 1	Sector 2	Sector 3	T. Spd	Elapsed	Lap	D	Time	Sector 1	Sector 2	Sector 3	T. Spd	Elapsed			
	1		12:57:34.082	12:54:49.511	1:45.441	59.130	113.6	12:57:34.082	1		12:57:20.341	12:54:34.909	1:44.905	1:00.527	112.7	12:57:20.341																			
	2		2:54.255	50.441	1:18.229	45.585	202.2	13:00:28.337	2		3:01.969	53.896	1:22.330	45.743	178.5	13:00:22.310																			
	3		2:53.897	49.297	1:20.106	44.494	191.4	13:03:22.234	3		2:57.392	51.145	1:20.252	45.995	192.1	13:03:19.702																			
	4		2:54.150	50.863	1:17.824	45.463	201.4	13:06:16.384	4		2:56.492	50.557	1:19.809	46.126	194.5	13:06:16.194																			
	5		2:53.707	50.096	1:18.523	45.088	189.8	13:09:10.091	5		2:56.083	51.151	1:19.334	45.598	190.1	13:09:12.277																			
	6		2:52.822	49.400	1:17.564	45.858	203.0	13:12:02.913	6		2:53.838	50.666	1:18.094	45.078	201.4	13:12:06.115																			
	7		2:52.036	49.492	1:17.726	44.818	204.9	13:14:54.949	7		2:55.087	50.065	1:19.753	45.269	174.7	13:15:01.202																			
4	Julien Baziret							EUR & MID							12							Gabriele Torelli							EUR & MID						
								Baziret Sport														Rangoni Corse													
	Lap	D	Time	Sector 1	Sector 2	Sector 3	T. Spd	Elapsed	Lap	D	Time	Sector 1	Sector 2	Sector 3	T. Spd	Elapsed	Lap	D	Time	Sector 1	Sector 2	Sector 3	T. Spd	Elapsed	Lap	D	Time	Sector 1	Sector 2	Sector 3	T. Spd	Elapsed			
	1		12:56:10.948	12:53:59.726	1:25.229	45.993	130.4	12:56:10.948	1		12:57:32.696	12:54:55.077	1:41.258	56.361	109.4	12:57:32.696																			
	2		2:50.531	49.362	1:16.981	44.188	202.2	12:59:01.479	2		2:57.393	50.293	1:21.967	45.133	194.9	13:00:30.089																			
	3		2:49.467	49.302	1:16.270	43.895	202.2	13:01:50.946	3		2:47.462	47.918	1:15.866	43.678	208.4	13:03:17.551																			
	4		2:49.201	48.750	1:16.293	44.158	202.2	13:04:40.147	4		2:47.477	48.385	1:15.346	43.746	204.9	13:06:05.028																			
	5		2:51.614	51.046	1:16.758	43.810	204.1	13:07:31.761	5		2:47.575	48.306	1:15.478	43.791	204.5	13:08:52.603																			
	6		2:49.580	48.591	1:16.941	44.048	205.7	13:10:21.341	6		2:57.057 P	48.461	1:16.038	52.558	206.1	13:11:49.660																			
	7		2:49.754	48.824	1:16.747	44.180	203.3	13:13:11.092	13							Raphael Cuadrado							FRA												
5	Nicolas Milan							EUR & FRA							RAC							GM Sport													
								Milan Competition																											
	Lap	D	Time	Sector 1	Sector 2	Sector 3	T. Spd	Elapsed	Lap	D	Time	Sector 1	Sector 2	Sector 3	T. Spd	Elapsed	Lap	D	Time	Sector 1	Sector 2	Sector 3	T. Spd	Elapsed	Lap	D	Time	Sector 1	Sector 2	Sector 3	T. Spd	Elapsed			
	1		12:56:09.264	12:53:58.625	1:25.617	45.022	136.0	12:56:09.264			1	12:56:14.529	12:54:03.150	1:25.315	46.064	145.1	12:56:14.529																		
	2		2:49.733	49.136	1:16.810	43.787	204.9	12:58:58.997			2	2:51.427	49.834	1:17.252	44.341	203.7	12:59:05.956																		
	3		2:48.812	48.731	1:16.221	43.860	206.5	13:01:47.809			3	2:51.021	49.516	1:17.453	44.052	202.6	13:01:56.977																		
	4		2:48.617	48.324	1:16.505	43.788	206.1	13:04:36.426			4	2:51.363	49.342	1:17.452	44.569	200.7	13:04:48.340																		
	5		2:48.833	48.664	1:16.331	43.838	204.5	13:07:25.259			5	2:52.526	49.753	1:17.716	45.057	198.5	13:07:40.866																		
	6		2:53.210	48.578	1:20.387	44.245	206.1	13:10:18.469			6	2:52.746	49.643	1:18.185	44.918	206.1	13:10:33.612																		
	7		2:50.903	48.878	1:16.298	44.827	203.0	13:13:08.472			7	2:54.913	49.916	1:18.560	46.437	197.8	13:13:28.525																		





Spa Francorchamps
Clio Cup Series
Qualifying - 1
Lap Analysis

CLIO CUP SERIES

15

David Pouget

EUR & FRA

GPA Racing

24

Aurelien Renet

FRA

CHA

JSB Competition

Lap	D	Time	Sector 1	Sector 2	Sector 3	T. Spd	Elapsed	Lap	D	Time	Sector 1	Sector 2	Sector 3	T. Spd	Elapsed
1		12:57:14.402	12:54:40.369	1:41.055	52.978	121.6	12:57:14.402	1		12:56:27.361	12:54:18.074	1:22.855	46.432	169.8	12:56:27.361
2		2:49.151	49.399	1:16.204	43.548	200.7	13:00:03.553	2		2:53.514	49.647	1:18.895	44.972	185.2	12:59:20.875
3		2:48.244	48.648	1:15.852	43.744	203.0	13:02:51.797	3		2:48.288	48.502	1:16.151	43.635	201.8	13:02:09.163
4		2:47.852	48.801	1:15.459	43.592	205.7	13:05:39.649	4		2:48.545	48.548	1:15.812	44.155	204.1	13:04:57.678
5		2:57.439	48.941	1:20.145	48.353	201.1	13:08:37.088	5		2:54.899	49.023	1:17.949	44.918	195.6	13:07:49.568
6		2:49.916	48.744	1:16.112	45.060	204.1	13:11:27.004	6		2:53.200	50.545	1:17.049	45.606	190.8	13:10:42.768
7		2:47.792	48.356	1:15.821	43.615	207.6	13:14:14.796	7		2:53.713	48.589	1:16.764	48.360	202.6	13:13:36.481

16

Lionel Viguier

EUR & FRA

RAC

T2CM

25

Alexandre Albouy

FRA

GPA Racing

Lap	D	Time	Sector 1	Sector 2	Sector 3	T. Spd	Elapsed	Lap	D	Time	Sector 1	Sector 2	Sector 3	T. Spd	Elapsed
1		12:56:25.463	12:54:10.312	1:27.717	47.434	153.6	12:56:25.463	1		12:57:15.480	12:54:40.955	1:41.590	52.935	112.0	12:57:15.480
2		2:57.293	51.047	1:19.191	47.055	192.1	12:59:22.756	2		2:49.998	49.475	1:16.806	43.717	204.5	13:00:05.478
3		2:51.911	49.778	1:17.925	44.208	169.2	13:02:14.667	3		2:48.255	48.695	1:15.929	43.631	204.1	13:02:53.733
4		2:52.384	49.152	1:18.430	44.802	191.8	13:05:07.051	4		2:53.892	48.958	1:19.515	45.419	201.8	13:05:47.625
5		2:50.360	49.092	1:17.107	44.161	204.5	13:07:57.411	5		2:50.395	48.824	1:16.189	45.382	207.6	13:08:38.020
6		2:50.587	49.352	1:17.312	43.923	203.3	13:10:47.998	6		2:48.384	48.474	1:16.103	43.807	209.3	13:11:26.404
7		2:50.699	48.944	1:17.237	44.509	203.3	13:13:38.688	7		3:01.931	49.278	1:21.297	51.356	199.2	13:14:28.335

17

Daniele Pasquali

EUR & ITA

RAC

Tuder Motorsport

CHA

27

Federico Danova

ITA

ESSECORSE

Lap	D	Time	Sector 1	Sector 2	Sector 3	T. Spd	Elapsed	Lap	D	Time	Sector 1	Sector 2	Sector 3	T. Spd	Elapsed
1		12:57:36.315	12:54:57.880	1:39.416	59.019	150.2	12:57:36.315	1		12:57:36.614	12:55:04.660	1:34.601	57.353	114.5	12:57:36.614
2		2:59.141	51.888	1:20.775	46.478	200.3	13:00:35.456	2		3:02.611	50.825	1:19.961	51.825	198.5	13:00:39.225
3		2:58.564	52.420	1:19.600	46.541	194.5	13:03:34.017	3		2:53.928	49.999	1:18.704	45.225	199.2	13:03:33.153
4		2:54.900	50.582	1:19.061	45.257	198.8	13:06:28.917	4		2:52.045	50.416	1:17.394	44.235	198.5	13:06:25.198
5		2:54.958	50.290	1:19.206	45.462	199.2	13:09:23.875	5		2:51.407	49.871	1:16.637	44.899	201.4	13:09:16.605
6		2:56.854	50.281	1:20.073	46.497	197.4	13:12:20.726	6		2:50.307	49.617	1:16.342	44.348	202.2	13:12:06.912
7		2:59.873	50.643	1:20.500	48.730	197.8	13:15:20.599	7		3:03.595 P	49.700	1:17.323	56.572	192.8	13:15:10.507

19

Gianalberto Coldani

ITA

CHA

MC Motortecnica

CHA

29

Alexandre Finkelstein

FRA

GPA Racing

Lap	D	Time	Sector 1	Sector 2	Sector 3	T. Spd	Elapsed	Lap	D	Time	Sector 1	Sector 2	Sector 3	T. Spd	Elapsed
1		12:57:18.239	12:54:42.631	1:42.156	53.452	111.2	12:57:18.239	1		12:57:14.929	12:54:40.945	1:40.971	53.013	120.0	12:57:14.929
2		3:00.974	53.945	1:22.074	44.952	171.7	13:00:19.210	2		2:49.207	49.243	1:16.437	43.527	204.9	13:00:04.136
3		2:50.923	49.411	1:17.252	44.260	201.1	13:03:10.133	3		2:48.011	48.435	1:15.922	43.654	206.1	13:02:52.147
4		2:52.280	49.531	1:18.180	44.569	189.1	13:06:02.413	4		2:48.235	48.537	1:16.034	43.664	196.0	13:05:40.382
5		2:54.404	49.360	1:17.402	44.642	201.4	13:08:53.817	5		2:57.059	48.769	1:19.838	48.452	204.1	13:08:37.441
6		3:01.431	51.062	1:23.868	46.501	189.4	13:11:55.248	6		2:49.884	48.739	1:16.084	45.061	207.6	13:11:27.325
7		2:54.273	48.853	1:17.679	44.741	210.1	13:14:46.521	7		2:47.863	48.127	1:16.005	43.731	206.1	13:14:15.188

21

Stephan Polderman

EUR & MID

RAC

ChefoSport

RAC

30

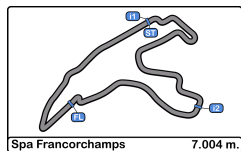
Alex Lancellotti

EUR & ITA

Faro Racing

Lap	D	Time	Sector 1	Sector 2	Sector 3	T. Spd	Elapsed	Lap	D	Time	Sector 1	Sector 2	Sector 3	T. Spd	Elapsed
1		12:57:16.193	12:54:23.614	1:45.723	1:06.856	120.6	12:57:16.193	1		12:56:29.195	12:54:09.153	1:27.379	52.663	170.0	12:56:29.195
2		2:53.683	50.552	1:19.088	44.043	183.6	13:00:09.876	2		2:55.234	49.828	1:18.207	47.196	202.2	12:59:24.426
3		2:49.558	48.847	1:16.827	43.884	204.9	13:02:59.434	3		2:49.309	48.924	1:16.399	43.986	203.0	13:02:13.735
4		2:51.934	49.107	1:18.340	44.487	202.2	13:05:51.368	4		2:48.912	49.041	1:15.945	43.926	200.0	13:05:02.647
5		3:01.922	49.072	1:23.125	49.725	201.4	13:08:53.290	5		2:48.487	49.054	1:15.744	43.689	201.4	13:07:51.134
6		2:58.859	51.798	1:17.752	49.309	203.7	13:11:52.149	6		3:04.332 P	48.859	1:16.284	59.189	202.6	13:10:55.466
7		2:54.409	48.773	1:17.657	44.979	204.1	13:14:43.558	7		3:55.274	1:50.139	1:17.087	48.048	203.7	13:14:50.740





Spa Francorchamps
Clio Cup Series
Qualifying - 1
Lap Analysis

CLIO CUP SERIES

31

Jeremy Bordagaray

FRA & ESP

44

Veenesh Shunker

FRA

RAC

Milan Competition

RAC

T2CM

Lap	D	Time	Sector 1	Sector 2	Sector 3	T. Spd	Elapsed	Lap	D	Time	Sector 1	Sector 2	Sector 3	T. Spd	Elapsed
1		12:56:10.214	12:53:58.136	1:26.502	45.576	136.0	12:56:10.214	1		12:56:31.664	12:54:11.467	1:28.354	51.843	134.3	12:56:31.664
2		2:52.944	50.167	1:17.470	45.277	195.6	12:59:03.128	2		2:57.096	51.937	1:18.725	46.433	199.2	12:59:28.759
3		3:24.242	57.513	1:42.494	44.235	187.5	13:02:27.370	3		2:52.784	50.232	1:17.863	44.689	199.2	13:02:21.543
4		2:49.743	49.345	1:16.444	43.954	203.7	13:05:17.113	4		2:52.508	50.014	1:17.535	44.959	199.6	13:05:14.051
5		2:50.414	49.619	1:16.616	44.179	199.2	13:08:07.527	5		2:52.930	50.113	1:17.592	45.225	196.7	13:08:06.981
6		2:50.491	49.629	1:16.645	44.217	203.3	13:10:58.018	6		2:52.123	50.102	1:17.463	44.558	198.8	13:10:59.104
7		3:18.594	1:00.130	1:29.813	48.651	137.0	13:14:16.612	7		2:52.575	50.083	1:17.261	45.231	197.0	13:13:51.679

38

Alessio Alci

ITA

51

Henrik Seibel

MID

CHA

Tuder Motorsport

CHA

Carpek Service

Lap	D	Time	Sector 1	Sector 2	Sector 3	T. Spd	Elapsed	Lap	D	Time	Sector 1	Sector 2	Sector 3	T. Spd	Elapsed
1		12:57:34.683	12:54:57.295	1:38.140	59.248	146.1	12:57:34.683	1		12:57:30.961	12:55:03.452	1:33.213	54.296	153.6	12:57:30.961
2		2:58.497	51.782	1:20.501	46.214	182.4	13:00:33.180	2		2:53.139	49.873	1:18.353	44.913	196.0	13:00:24.100
3		2:54.362	49.469	1:17.816	44.077	203.7	13:03:24.542	3		2:52.095	49.079	1:17.963	45.053	202.6	13:03:16.195
4		2:52.155	49.768	1:17.835	44.552	201.8	13:06:16.697	4		2:50.932	49.898	1:16.857	44.177	196.7	13:06:07.127
5		2:52.139	49.818	1:17.809	44.512	203.0	13:09:08.836	5		2:49.894	49.093	1:16.644	44.157	204.1	13:08:57.021
6		2:52.961	49.528	1:18.281	45.152	199.6	13:12:01.797	6		2:53.140	49.364	1:17.403	46.373	193.5	13:11:50.161
7		2:51.378	49.223	1:17.629	44.526	204.1	13:14:53.175	7		2:55.816	49.513	1:20.918	45.385	204.9	13:14:45.977

41

Simon Di Luca

ITA

53

Due

ITA

Faro Racing

RAC

Oregon Team

Lap	D	Time	Sector 1	Sector 2	Sector 3	T. Spd	Elapsed	Lap	D	Time	Sector 1	Sector 2	Sector 3	T. Spd	Elapsed
1		12:56:29.380	12:54:16.321	1:23.997	49.062	169.8	12:56:29.380	1		12:56:15.359	12:54:00.581	1:26.762	48.016	123.1	12:56:15.359
2		2:55.543	50.302	1:18.789	46.422	202.2	12:59:24.893	2		2:55.950	51.741	1:18.813	45.396	198.5	12:59:11.309
3		2:50.563	48.647	1:17.448	44.468	186.5	13:02:15.456	3		2:53.739	50.220	1:18.276	45.243	192.8	13:02:05.048
4		2:50.406	48.632	1:17.609	44.165	195.2	13:05:05.862	4		2:53.564	50.640	1:18.224	44.700	192.5	13:04:58.612
5		2:49.558	49.100	1:16.242	44.216	199.2	13:07:55.420	5		2:54.363	50.278	1:18.014	46.071	197.0	13:07:52.975
6		2:49.393	48.914	1:16.508	43.971	202.6	13:10:44.813	6		2:52.405	49.809	1:17.640	44.956	200.0	13:10:45.380
7		2:50.561	49.137	1:16.657	44.767	200.7	13:13:35.374	7		2:53.172	49.996	1:17.580	45.596	200.3	13:13:38.552

42

Mariano Alonso

FRA

54

Sébastien Gehin

MID

CHA

GPA Racing

RAC

T2CM

Lap	D	Time	Sector 1	Sector 2	Sector 3	T. Spd	Elapsed	Lap	D	Time	Sector 1	Sector 2	Sector 3	T. Spd	Elapsed
1		12:57:17.096	12:54:41.673	1:41.610	53.813	112.3	12:57:17.096	1		12:56:30.015	12:54:11.695	1:27.819	50.501	161.1	12:56:30.015
2		2:50.867	49.750	1:17.347	43.770	203.3	13:00:07.963	2		2:55.303	51.038	1:17.882	46.383	204.5	12:59:25.318
3		2:49.296	48.917	1:16.577	43.802	204.9	13:02:57.259	3		2:52.400	49.711	1:18.000	44.689	203.7	13:02:17.718
4		2:49.926	48.617	1:16.569	44.740	204.1	13:05:47.185	4		2:51.470	49.934	1:17.154	44.382	199.2	13:05:09.188
5		2:52.345	49.182	1:18.408	44.755	190.8	13:08:39.530	5		2:51.458	49.654	1:17.164	44.640	200.0	13:08:00.646
6		2:49.575	48.801	1:16.948	43.826	204.1	13:11:29.105	6		2:52.082	50.038	1:17.424	44.620	200.0	13:10:52.728
7		2:49.333	48.435	1:16.632	44.266	207.6	13:14:18.438	7		2:52.867	50.188	1:17.833	44.846	198.5	13:13:45.595

43

Damiano Puccetti

EUR

55

René Steemetz

EUR & MID

CHA

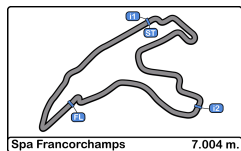
Rangoni Corse

RAC

ChefoSport

Lap	D	Time	Sector 1	Sector 2	Sector 3	T. Spd	Elapsed	Lap	D	Time	Sector 1	Sector 2	Sector 3	T. Spd	Elapsed
1		12:57:35.531	12:55:00.886	1:37.879	56.766	122.1	12:57:35.531	1		12:57:18.629	12:54:24.348	1:47.963	1:06.318	121.0	12:57:18.629
2		2:56.906	50.775	1:20.077	46.053	197.0	13:00:32.436	2		2:52.230	50.675	1:17.617	43.938	201.8	13:00:10.859
3		2:50.562	49.098	1:17.252	44.212	204.5	13:03:22.998	3		2:49.149	49.196	1:16.153	43.800	204.1	13:03:00.008
4		2:51.554	48.889	1:18.448	44.217	199.6	13:06:14.552	4		2:49.989	48.923	1:16.821	44.245	205.3	13:05:49.997
5		2:50.460	49.184	1:17.079	44.187	202.6	13:09:05.002	5		3:08.244	49.449	1:24.635	54.130	201.1	13:08:58.211
6		2:50.763	49.040	1:17.215	44.508	203.3	13:11:55.765	6		3:42.567 P	48.935	1:17.652	1:05.980	206.1	13:12:10.778
7		2:49.647	48.445	1:16.943	44.229	208.0	13:14:45.382								





Spa Francorchamps
Clio Cup Series
Qualifying - 1
Lap Analysis

CLIO CUP SERIES

60

Leonardo Arduini

EUR & ITA

78

Laurent Dziadus

FRA

CHA

MC Motortecnica

RAC

TEAM LUCAS

Lap	D	Time	Sector 1	Sector 2	Sector 3	T. Spd	Elapsed	Lap	D	Time	Sector 1	Sector 2	Sector 3	T. Spd	Elapsed
1		12:57:17.624	12:54:42.233	1:41.662	53.729	111.8	12:57:17.624	1		12:56:30.251	12:54:18.792	1:23.034	48.425	161.1	12:56:30.251
2		3:12.971	54.593	1:33.080	45.298	118.0	13:00:30.595	2		2:55.545	50.915	1:18.051	46.579	201.8	12:59:25.796
3		2:49.804	48.800	1:17.243	43.761	204.5	13:03:20.399	3		3:00.244	49.339	1:19.914	50.991	187.5	13:02:26.040
4		2:50.410	49.798	1:16.503	44.109	200.3	13:06:10.809	4		2:52.356	50.244	1:17.533	44.579	201.1	13:05:18.396
5		2:50.004	49.287	1:16.405	44.312	200.7	13:09:00.813	5		2:51.058	49.475	1:16.940	44.643	200.7	13:08:09.454
6		2:50.088	48.887	1:16.667	44.534	203.7	13:11:50.901	6		2:51.059	49.616	1:16.861	44.582	200.0	13:11:00.513
7		2:54.386	48.924	1:18.036	47.426	201.8	13:14:45.287	7		2:51.786	49.585	1:16.912	45.289	200.3	13:13:52.299

63

Gabriel Alonso

FRA

82

Jacopo Guiseppe Cimenes

EUR & ITA

RAC

GPA Racing

CHA

ESSECORSE

Lap	D	Time	Sector 1	Sector 2	Sector 3	T. Spd	Elapsed	Lap	D	Time	Sector 1	Sector 2	Sector 3	T. Spd	Elapsed
1		12:57:24.019	12:54:43.292	1:45.415	55.312	113.3	12:57:24.019	1		12:57:20.914	12:54:50.140	1:41.622	49.152	116.1	12:57:20.914
2		3:10.624	53.674	1:24.914	52.036	172.8	13:00:34.643	2		2:54.322	51.568	1:18.381	44.373	183.0	13:00:15.236
3		3:06.303	53.144	1:24.863	48.296	174.4	13:03:40.946	3		2:50.457	49.085	1:16.958	44.414	201.1	13:03:05.693
4		3:04.963	52.817	1:24.102	48.044	173.6	13:06:45.909	4		2:55.535	49.531	1:16.775	49.229	198.5	13:06:01.228
5		3:03.511	52.575	1:23.555	47.381	181.2	13:09:49.420	5		2:50.624	49.315	1:16.754	44.555	201.4	13:08:51.852
6		3:02.058	52.891	1:22.383	46.784	189.4	13:12:51.478	6		2:50.627	49.114	1:16.939	44.574	202.2	13:11:42.479
7		3:01.259	52.566	1:21.932	46.761	188.4	13:15:52.737	7		2:52.164	49.882	1:17.077	45.205	195.2	13:14:34.643

65

Fabien Julia

FRA

84

Mattia Lancellotti

EUR & ITA

RAC

LR Performance

CHA

Faro Racing

Lap	D	Time	Sector 1	Sector 2	Sector 3	T. Spd	Elapsed	Lap	D	Time	Sector 1	Sector 2	Sector 3	T. Spd	Elapsed
1		12:57:38.692	12:54:51.120	1:44.845	1:02.727	119.8	12:57:38.692	1		12:56:27.114	12:54:04.451	1:31.589	51.074	161.9	12:56:27.114
2		2:56.088	50.519	1:19.035	46.534	201.8	13:00:34.780	2		2:56.425	50.148	1:19.455	46.822	172.2	12:59:23.539
3		2:51.182	49.717	1:16.809	44.656	203.0	13:03:25.962	3		2:49.626	48.886	1:16.406	44.334	201.8	13:02:13.165
4		2:51.806	49.582	1:16.903	45.321	200.7	13:06:17.768	4		2:50.315	49.766	1:16.486	44.063	185.2	13:05:03.480
5		2:51.423	49.360	1:17.429	44.634	201.4	13:09:09.191	5		2:49.243	48.759	1:15.951	44.533	203.7	13:07:52.723
6		2:51.563	49.146	1:17.587	44.830	206.1	13:12:00.754	6		2:49.625	49.032	1:16.243	44.350	203.0	13:10:42.348
7		2:51.674	49.461	1:17.116	44.997	201.4	13:14:52.328	7		2:53.301	49.069	1:19.355	44.877	199.2	13:13:35.649

72

Manuel Stefani

ITA

85

Benjamin Cauvas

EUR

RAC

SEVENHILLS MOTORSPORT

RAC

GPA Racing

Lap	D	Time	Sector 1	Sector 2	Sector 3	T. Spd	Elapsed	Lap	D	Time	Sector 1	Sector 2	Sector 3	T. Spd	Elapsed
1		12:57:14.424	12:54:27.610	1:42.094	1:04.720	128.1	12:57:14.424	1		12:57:18.755	12:54:42.093	1:43.055	53.607	108.3	12:57:18.755
2		3:11.639	1:00.467	1:24.004	47.159	184.6	13:00:26.054	2		2:52.534	50.922	1:17.505	44.104	203.0	13:00:11.286
3		2:59.102	50.966	1:22.179	45.957	188.4	13:03:25.156	3		2:50.510	49.940	1:16.465	44.105	201.1	13:03:01.796
4		2:55.966	50.557	1:19.989	45.420	186.2	13:06:21.122	4		2:56.443	49.904	1:21.824	44.715	199.2	13:05:58.239
5		2:56.007	50.487	1:18.958	46.562	200.7	13:09:17.129	5		2:51.257	49.833	1:16.737	44.687	198.1	13:08:49.496
6		2:53.461	49.984	1:18.139	45.338	202.2	13:12:10.590	6		2:52.463	50.260	1:17.127	45.076	198.1	13:11:41.959
7		2:54.857	50.011	1:19.443	45.403	200.7	13:15:05.447	7		2:53.087	50.355	1:17.499	45.233	197.0	13:14:35.046

73

Sandro Cutini

ITA

91

Luca Franca

EUR & ITA

RAC

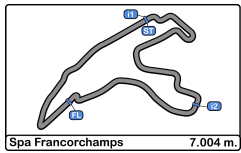
Faro Racing

RAC

MC Motortecnica

Lap	D	Time	Sector 1	Sector 2	Sector 3	T. Spd	Elapsed	Lap	D	Time	Sector 1	Sector 2	Sector 3	T. Spd	Elapsed
1		12:56:31.203	12:54:06.660	1:35.062	49.481	151.0	12:56:31.203	1		12:57:16.347	12:54:41.340	1:41.750	53.257	118.5	12:57:16.347
2		2:56.702	51.484	1:20.183	45.035	200.7	12:59:27.905	2		2:50.992	50.338	1:16.865	43.789	203.0	13:00:07.339
3		2:52.655	49.681	1:18.845	44.129	203.3	13:02:20.560	3		2:48.474	48.605	1:16.020	43.849	206.1	13:02:55.813
4		2:52.251	49.549	1:18.392	44.310	199.6	13:05:12.811	4		2:56.141	48.995	1:17.031	50.115	203.0	13:05:51.954
5		3:17.376	53.713	1:30.064	53.599	93.2	13:08:30.187	5		2:48.273	48.511	1:15.740	44.022	205.3	13:08:40.227
6		2:51.817	49.819	1:17.873	44.125	203.0	13:11:22.004	6		2:48.398	48.343	1:16.120	43.935	202.6	13:11:28.625
7		2:52.096	49.572	1:17.797	44.727	201.4	13:14:14.100	7		3:08.353 P	48.591	1:16.508	1:03.254	205.3	13:14:36.978





Spa Francorchamps
Clio Cup Series
Qualifying - 1
Lap Analysis

CLIO CUP SERIES

95

Adam Sascha

ITA

107

Cristian Ricciarini

EUR & ITA

CHA

SEVENHILLS MOTORSPORT

ESSECORSE

Lap	D	Time	Sector 1	Sector 2	Sector 3	T. Spd	Elapsed	Lap	D	Time	Sector 1	Sector 2	Sector 3	T. Spd	Elapsed
1		12:56:52.824	12:54:26.145	1:40.948	45.731	126.1	12:56:52.824	1		12:57:35.007	12:55:03.632	1:34.773	56.602	102.2	12:57:35.007
2		2:54.080	50.862	1:18.820	44.398	198.1	12:59:46.904	2		2:57.053	49.896	1:21.176	45.981	200.7	13:00:32.060
3		2:53.145	49.968	1:18.706	44.471	199.2	13:02:40.049	3		2:50.593	48.938	1:17.450	44.205	204.5	13:03:22.653
4		2:51.960	50.440	1:17.190	44.330	196.7	13:05:32.009	4		2:50.944	49.135	1:17.467	44.342	201.1	13:06:13.597
5		2:51.470	49.941	1:17.376	44.153	199.2	13:08:23.479	5		2:50.220	49.185	1:16.708	44.327	201.8	13:09:03.817
6		2:51.503	49.697	1:17.453	44.353	201.8	13:11:14.982	6		2:50.164	48.931	1:16.592	44.641	203.7	13:11:53.981
7		2:52.466	49.469	1:18.239	44.458	200.3	13:14:07.148	7		3:14.102 P	48.735	1:17.687	1:07.680	204.5	13:15:08.083

99

Guillaume Maio

EUR & MID

109

Francesco Savoia

ITA

CHA

GM Sport

CHA

PROGETTO E20 Motorsport

Lap	D	Time	Sector 1	Sector 2	Sector 3	T. Spd	Elapsed	Lap	D	Time	Sector 1	Sector 2	Sector 3	T. Spd	Elapsed
1		12:56:13.629	12:54:02.269	1:25.475	45.885	141.3	12:56:13.629	1		12:56:27.932	12:54:18.249	1:22.347	47.336	169.5	12:56:27.932
2		2:50.283	49.740	1:16.577	43.966	203.3	12:59:03.912	2		2:53.377	49.254	1:19.032	45.091	187.1	12:59:21.309
3		2:50.417	50.199	1:16.242	43.976	202.2	13:01:54.329	3		2:48.429	48.508	1:16.287	43.634	204.1	13:02:09.738
4		2:49.764	49.285	1:16.393	44.086	200.3	13:04:44.093	4		2:48.186	48.173	1:16.362	43.651	206.5	13:04:57.924
5		2:50.045	49.602	1:16.368	44.075	199.2	13:07:34.138	5		3:00.828 P	48.970	1:16.999	54.859	200.7	13:07:58.752
6		2:50.683	49.534	1:16.996	44.153	200.3	13:10:24.821	6		4:04.799	2:02.152	1:16.702	45.945	201.4	13:12:03.551
7		2:50.200	49.424	1:16.812	43.964	200.0	13:13:15.021	7		2:50.387	49.017	1:16.654	44.716	203.3	13:14:53.938

101

Tomas Pekar

EUR & MID

113

Adrian Schimpf

EUR & ESP

Carpek Racing

CHA

AST Competition

Lap	D	Time	Sector 1	Sector 2	Sector 3	T. Spd	Elapsed	Lap	D	Time	Sector 1	Sector 2	Sector 3	T. Spd	Elapsed
1		12:57:31.239	12:55:08.838	1:32.436	49.965	114.4	12:57:31.239	1		12:56:10.468	12:54:02.725	1:22.811	44.932	175.8	12:56:10.468
2		2:51.409	49.549	1:18.016	43.934	204.9	13:00:22.738	2		2:48.704	48.817	1:16.381	43.593	204.9	12:58:59.259
3		2:47.916	48.689	1:15.485	43.742	203.7	13:03:10.654	3		2:48.814	48.559	1:16.553	43.699	205.3	13:01:48.070
4		2:49.799	48.897	1:17.025	43.877	198.8	13:06:00.453	4		2:48.594	48.253	1:16.594	43.747	208.4	13:04:36.664
5		2:55.490	48.742	1:21.643	45.105	203.7	13:08:55.943	5		2:49.749	48.571	1:17.299	43.879	206.5	13:07:26.413
6		3:18.313 P	48.810	1:29.611	59.892	203.7	13:12:14.256	6		2:50.356	48.660	1:17.337	44.359	203.7	13:10:16.769
								7		2:53.297	49.118	1:16.920	47.259	200.3	13:13:10.066

103

Francesco Miotto

ITA

116

Giacomo Trebbi

ITA

CHA

PROGETTO E20 Motorsport

CHA

MC Motortecnica

Lap	D	Time	Sector 1	Sector 2	Sector 3	T. Spd	Elapsed	Lap	D	Time	Sector 1	Sector 2	Sector 3	T. Spd	Elapsed
1		12:56:33.815	12:54:19.776	1:25.631	48.408	162.8	12:56:33.815	1		12:57:16.711	12:54:41.792	1:41.786	53.133	122.4	12:57:16.711
2		3:06.940	50.356	1:21.106	55.478	202.2	12:59:40.755	2		2:52.232	50.222	1:18.208	43.802	192.5	13:00:08.943
3		2:53.882	49.025	1:19.918	44.939	205.7	13:02:34.637	3		2:49.524	48.993	1:16.737	43.794	204.5	13:02:58.467
4		2:50.235	49.392	1:16.399	44.444	200.0	13:05:24.872	4		2:49.472	48.859	1:16.466	44.147	202.2	13:05:47.939
5		2:51.462	50.058	1:17.014	44.390	202.2	13:08:16.334	5		2:52.668	48.653	1:17.781	46.234	203.3	13:08:40.607
6		2:51.022	49.570	1:16.659	44.793	200.0	13:11:07.356	6		2:49.075	48.445	1:16.808	43.822	207.6	13:11:29.682
7		2:55.577	49.545	1:20.602	45.430	200.0	13:14:02.933	7		2:49.230	48.658	1:16.514	44.058	206.1	13:14:18.912

105

Alessandro Brigatti

ITA

118

Francesco Pagano

ITA

CHA

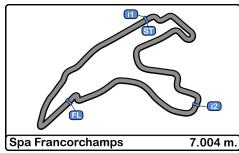
PROGETTO E20 Motorsport

CHA

Costa Ovest

Lap	D	Time	Sector 1	Sector 2	Sector 3	T. Spd	Elapsed	Lap	D	Time	Sector 1	Sector 2	Sector 3	T. Spd	Elapsed
1		12:56:26.327	12:54:17.761	1:22.259	46.307	168.7	12:56:26.327	1		12:56:48.092	12:54:26.766	1:33.699	47.627	121.6	12:56:48.092
2		2:54.206	50.469	1:18.557	45.180	184.6	12:59:20.533	2		2:51.844	49.475	1:17.992	44.374	203.3	12:59:39.933
3		2:47.908	48.725	1:15.534	43.649	201.1	13:02:08.441	3		2:50.714	49.117	1:17.463	44.134	204.5	13:02:30.647
4		2:47.898	48.560	1:15.459	43.879	201.1	13:04:56.339	4		2:56.513	49.502	1:16.782	50.229	199.6	13:05:27.160
5		3:02.582	55.558	1:22.359	44.665	156.2	13:07:58.921	5		2:50.989	49.338	1:17.164	44.487	201.1	13:08:18.149
6		2:47.637	48.236	1:15.660	43.741	206.5	13:10:46.558	6		2:50.438	49.002	1:16.475	44.961	203.0	13:11:08.587
7		3:04.102 P	51.395	1:17.856	54.851	200.0	13:13:50.660	7		2:52.488	49.579	1:17.909	45.000	201.4	13:14:01.075





Spa Francorchamps
Clio Cup Series
Qualifying - 1
Lap Analysis

CLIO CUP SERIES

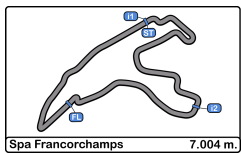
119 Fernando Navarrete							199 Alejandro Schimpf							EUR & ESP	
ChefoSport							CHA							AST Competition	
Lap	D	Time	Sector 1	Sector 2	Sector 3	T. Spd	Elapsed	Lap	D	Time	Sector 1	Sector 2	Sector 3	T. Spd	Elapsed
1		12:56:46.885	12:54:24.544	1:35.445	46.896	129.0	12:56:46.885	1		12:56:11.806	12:54:03.089	1:23.318	45.399	174.1	12:56:11.806
2		2:49.876	49.412	1:16.651	43.813	201.1	12:59:36.761	2		2:51.668	49.273	1:16.986	45.409	208.8	12:59:03.474
3		2:59.110	48.845	1:25.080	45.185	204.1	13:02:35.871	3		2:57.821	56.351	1:17.109	44.361	199.2	13:02:01.295
4		2:49.384	48.541	1:16.411	44.432	205.3	13:05:25.255	4		2:50.234	49.220	1:16.735	44.276	200.3	13:04:51.526
5		3:04.390	49.229	1:22.519	52.642	199.6	13:08:29.645	5		2:50.125	49.098	1:16.733	44.294	200.3	13:07:41.651
6		2:50.067	48.489	1:16.909	44.659	208.0	13:11:19.702	6		2:53.687	48.968	1:18.970	45.749	205.3	13:10:35.338
7		2:49.358	48.664	1:16.463	44.231	206.8	13:14:09.060	7		3:08.858 P	49.038	1:17.322	1:02.498	202.6	13:13:44.196

122 Ludovico Longoni							211 Nikola Miljkovic							EUR & MID	
CHA MC Motortecnica							CHA Tempo Racing Team								
Lap	D	Time	Sector 1	Sector 2	Sector 3	T. Spd	Elapsed	Lap	D	Time	Sector 1	Sector 2	Sector 3	T. Spd	Elapsed
1		12:57:22.962	12:54:44.067	1:42.488	56.407	119.4	12:57:22.962	1		12:56:47.256	12:54:20.516	1:38.840	47.900	98.2	12:56:47.256
2		3:02.296	52.209	1:22.565	47.522	183.3	13:00:25.258	2		2:49.798	49.408	1:16.741	43.649	203.7	12:59:37.054
3		2:55.105	50.507	1:19.066	45.532	197.8	13:03:20.363	3		2:49.471	48.710	1:16.805	43.956	206.8	13:02:26.525
4		2:59.441	50.673	1:20.681	48.087	197.0	13:06:19.804	4		2:49.267	49.229	1:15.901	44.137	198.8	13:05:15.792
5		2:52.221	50.128	1:17.092	45.001	197.4	13:09:12.025	5		3:13.246	53.031	1:27.302	52.913	164.1	13:08:29.038
6		2:52.415	50.095	1:17.264	45.056	198.8	13:12:04.440	6		2:50.887	49.050	1:17.566	44.271	201.4	13:11:19.925
7		2:51.553	49.838	1:16.911	44.804	198.8	13:14:55.993	7		2:49.362	48.560	1:16.555	44.247	204.5	13:14:09.287

125 Jerzy Spinkiewicz							372 Andrea Cherichetti							EUR & ITA	
UNIQ Racing							RAC MC Motortecnica								
Lap	D	Time	Sector 1	Sector 2	Sector 3	T. Spd	Elapsed	Lap	D	Time	Sector 1	Sector 2	Sector 3	T. Spd	Elapsed
1		12:57:15.902	12:54:36.599	1:46.190	53.113	100.4	12:57:15.902	1		12:57:19.390	12:54:45.417	1:40.376	53.597	138.4	12:57:19.390
2		2:50.921	50.551	1:16.825	43.545	200.3	13:00:06.823	2		3:01.375	53.943	1:21.744	45.688	171.4	13:00:20.765
3		2:48.651	48.655	1:16.064	43.932	203.7	13:02:55.474	3		2:57.616	50.794	1:19.378	47.444	182.4	13:03:18.381
4		2:53.261	48.746	1:17.274	47.241	201.4	13:05:48.735	4		2:54.976	50.719	1:18.744	45.513	196.7	13:06:13.357
5		2:50.112	48.666	1:16.353	45.093	204.5	13:08:38.847	5		2:54.179	50.910	1:18.009	45.260	201.4	13:09:07.536
6		3:07.538 P	53.006	1:18.493	56.039	199.6	13:11:46.385	6		2:55.018	49.982	1:18.126	46.910	200.0	13:12:02.554
133 Samuel Chaligne							558 Pierre Bredeaux							EUR	
RAC T2CM							CHA Comte Racing Team								
Lap	D	Time	Sector 1	Sector 2	Sector 3	T. Spd	Elapsed	Lap	D	Time	Sector 1	Sector 2	Sector 3	T. Spd	Elapsed
1		12:56:35.732	12:54:10.790	1:34.177	50.765	141.5	12:56:35.732	1		12:56:04.233	12:53:58.063	1:20.197	45.973	167.9	12:56:04.233
2		3:00.600	52.400	1:21.461	46.639	193.8	12:59:36.232	2		2:50.208	49.740	1:16.231	44.237	197.4	12:58:54.441
3		2:57.410	51.886	1:19.835	45.689	200.0	13:02:33.642	3		2:49.367	49.038	1:16.208	44.121	199.2	13:01:43.808
4		2:55.078	50.511	1:18.925	45.642	187.5	13:05:28.720	4		2:49.235	48.919	1:16.109	44.207	198.1	13:04:33.043
5		2:54.172	50.105	1:18.760	45.307	198.5	13:08:22.892	5		2:54.268	49.506	1:20.611	44.151	196.7	13:07:27.311
6		2:53.416	50.270	1:18.276	44.870	188.1	13:11:16.308	6		2:48.775	48.518	1:16.118	44.139	204.5	13:10:16.086
7		2:53.585	50.013	1:17.568	46.004	199.2	13:14:09.893	7		2:53.137	50.050	1:18.767	44.320	198.5	13:13:09.223

158 Florian Venturi																
CHA GM Sport																
Lap	D	Time	Sector 1	Sector 2	Sector 3	T. Spd	Elapsed									
1		12:56:12.766	12:54:01.203	1:24.894	46.669	144.7	12:56:12.766									
2		2:50.242	49.032	1:16.802	44.378	206.5	12:59:02.978									
3		2:48.980	48.951	1:16.295	43.734	205.3	13:01:51.958									
4		2:49.644	49.046	1:16.682	43.916	186.2	13:04:41.602									
5		2:50.624	48.948	1:16.464	45.209	203.0	13:07:32.223									
6		2:50.402	49.022	1:16.943	44.137	202.6	13:10:22.325									
7		2:49.700	48.803	1:16.610	44.287	202.2	13:13:12.025									



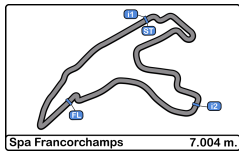


Spa Francorchamps
Clio Cup Series
Qualifying - 1
Best Sectors Results

CLIO CUP SERIES

	Sector - 1				Sector - 2				Sector - 3				Ideal Lap vs Best Lap				
Clas	Nº	Driver	Time	Nº	Driver	Time	Nº	Driver	Time	Clas	Nº	Driver	Ideal Lap	Best Lap	Clas		
1	12	Gabriele Torelli	47.918	12	Gabriele Torelli	1:15.346	29	Alexandre Finkelstein	43.527	1	12	Gabriele Torelli	2:46.942	2:47.462	1		
2	29	Alexandre Finkelstein	48.127	105	Alessandro Brigatti	1:15.459	125	Jerzy Spinkiewicz	43.545	2	105	Alessandro Brigatti	2:47.344	2:47.637	2		
3	10	Francesco Savoia	48.173	15	David Pouget	1:15.459	15	David Pouget	43.548	3	15	David Pouget	2:47.363	2:47.792	3		
4	10	Alessandro Brigatti	48.236	101	Tomas Pekar	1:15.485	113	Adrian Schimpf	43.593	4	29	Alexandre Finkelstein	2:47.576	2:47.863	4		
5	11	Adrian Schimpf	48.253	91	Luca Franca	1:15.740	25	Alexandre Albouy	43.631	5	91	Luca Franca	2:47.872	2:48.398	8		
6	5	Nicolas Milan	48.324	30	Alex Lancellotti	1:15.744	109	Francesco Savoia	43.634	6	101	Tomas Pekar	2:47.916	2:47.916	5		
7	91	Luca Franca	48.343	24	Aurelien Renet	1:15.812	24	Aurelien Renet	43.635	7	24	Aurelien Renet	2:47.949	2:48.288	7		
8	15	David Pouget	48.356	211	Nikola Miljkovic	1:15.901	105	Alessandro Brigatti	43.649	8	25	Alexandre Albouy	2:48.034	2:48.255	6		
9	42	Mariano Alonso	48.435	29	Alexandre Finkelstein	1:15.922	211	Nikola Miljkovic	43.649	9	109	Francesco Savoia	2:48.094	3:00.828	58		
10	11	Giacomo Trebbi	48.445	25	Alexandre Albouy	1:15.929	12	Gabriele Torelli	43.678	10	211	Nikola Miljkovic	2:48.110	2:49.267	21		
11	43	Damiano Puccetti	48.445	84	Mattia Lancellotti	1:15.951	30	Alex Lancellotti	43.689	11	1	Anthony Jurado	2:48.177	2:48.485	9		
12	25	Alexandre Albouy	48.474	1	Anthony Jurado	1:15.960	1	Anthony Jurado	43.731	12	113	Adrian Schimpf	2:48.227	2:48.594	11		
13	1	Anthony Jurado	48.486	125	Jerzy Spinkiewicz	1:16.064	158	Florian Venturi	43.734	13	125	Jerzy Spinkiewicz	2:48.264	2:48.651	13		
14	11	Fernando Navarrete	48.489	2	Florian Coruble	1:16.095	101	Tomas Pekar	43.742	14	30	Alex Lancellotti	2:48.292	2:48.487	10		
15	24	Aurelien Renet	48.502	558	Pierre Bredeaux	1:16.109	60	Leonardo Arduini	43.761	15	5	Nicolas Milan	2:48.332	2:48.617	12		
16	55	Pierre Bredeaux	48.518	55	René Steemetz	1:16.153	42	Mariano Alonso	43.770	16	4	Julien Baziret	2:48.671	2:49.201	19		
17	21	Nikola Miljkovic	48.560	5	Nicolas Milan	1:16.221	5	Nicolas Milan	43.787	17	116	Giacomo Trebbi	2:48.705	2:49.075	17		
18	4	Julien Baziret	48.591	41	Simone Di Luca	1:16.242	91	Luca Franca	43.789	18	119	Fernando Navarrete	2:48.713	2:59.110	57		
19	41	Simone Di Luca	48.632	99	Guillaume Maio	1:16.242	116	Giacomo Trebbi	43.794	19	2	Florian Coruble	2:48.746	2:48.907	15		
20	12	Jerzy Spinkiewicz	48.655	4	Julien Baziret	1:16.270	55	René Steemetz	43.800	20	558	Pierre Bredeaux	2:48.748	2:48.775	14		
21	10	Tomas Pekar	48.689	109	Francesco Savoia	1:16.287	4	Julien Baziret	43.810	21	84	Mattia Lancellotti	2:48.773	2:49.243	20		
22	10	Cristian Ricciarini	48.735	158	Florian Venturi	1:16.295	119	Fernando Navarrete	43.813	22	42	Mariano Alonso	2:48.774	2:49.296	22		
23	84	Mattia Lancellotti	48.759	9	Andrea Stucki	1:16.325	2	Florian Coruble	43.846	23	158	Florian Venturi	2:48.832	2:48.980	16		
24	9	Andrea Stucki	48.761	27	Federico Danova	1:16.342	7	Mickael Carree	43.872	24	41	Simone Di Luca	2:48.845	2:49.393	23		
25	21	Stephan Polderman	48.773	113	Adrian Schimpf	1:16.381	21	Stephan Polderman	43.884	25	55	René Steemetz	2:48.876	2:49.149	18		
26	60	Leonardo Arduini	48.800	103	Francesco Miotto	1:16.399	16	Lionel Viguier	43.923	26	60	Leonardo Arduini	2:48.966	2:50.004	30		
27	15	Florian Venturi	48.803	60	Leonardo Arduini	1:16.405	31	Jeremy Bordagaray	43.954	27	7	Mickael Carree	2:49.102	2:49.757	27		
28	2	Florian Coruble	48.805	119	Fernando Navarrete	1:16.411	99	Guillaume Maio	43.964	28	9	Andrea Stucki	2:49.176	2:49.519	24		
29	7	Mickael Carree	48.809	7	Mickael Carree	1:16.421	41	Simone Di Luca	43.971	29	21	Stephan Polderman	2:49.484	2:49.558	25		
30	19	Gianalberto Coldani	48.853	31	Jeremy Bordagaray	1:16.444	13	Raphael Cuadrado	44.052	30	99	Guillaume Maio	2:49.491	2:49.764	28		
31	30	Alex Lancellotti	48.859	85	Benjamin Cauvas	1:16.465	84	Mattia Lancellotti	44.063	31	107	Cristian Ricciarini	2:49.532	2:50.593	36		
32	55	René Steemetz	48.923	116	Giacomo Trebbi	1:16.466	38	Alessio Alcidi	44.077	32	43	Damiano Puccetti	2:49.575	2:50.562	35		
33	16	Lionel Viguier	48.944	118	Francesco Pagano	1:16.475	9	Andrea Stucki	44.090	33	118	Francesco Pagano	2:49.611	2:50.714	37		
34	19	Alejandro Schimpf	48.968	42	Mariano Alonso	1:16.569	85	Benjamin Cauvas	44.104	34	31	Jeremy Bordagaray	2:49.743	2:49.743	26		
35	11	Francesco Pagano	49.002	107	Cristian Ricciarini	1:16.592	558	Pierre Bredeaux	44.121	35	103	Francesco Miotto	2:49.814	2:55.577	54		
36	10	Francesco Miotto	49.025	51	Henrik Seibel	1:16.644	73	Sandro Cutini	44.125	36	51	Henrik Seibel	2:49.880	2:49.894	29		
37	51	Henrik Seibel	49.079	199	Alejandro Schimpf	1:16.733	118	Francesco Pagano	44.134	37	16	Lionel Viguier	2:49.974	2:50.360	32		
38	82	Jacopo Giuseppe Cimenès	49.085	82	Jacopo Giuseppe Cimenès	1:16.754	95	Adam Sascha	44.153	38	199	Alejandro Schimpf	2:49.977	2:57.821	56		
39	65	Fabien Julia	49.146	65	Fabien Julia	1:16.809	51	Henrik Seibel	44.157	39	27	Federico Danova	2:50.194	2:50.307	31		
40	38	Alessio Alcidi	49.223	21	Stephan Polderman	1:16.827	43	Damiano Puccetti	44.187	40	82	Jacopo Giuseppe Cimenès	2:50.212	2:50.457	33		
41	99	Guillaume Maio	49.285	78	Laurent Dziadus	1:16.861	107	Cristian Ricciarini	44.205	41	19	Gianalberto Coldani	2:50.365	2:50.923	38		
42	3	Daniel Nyffeler	49.297	122	Ludovico Longoni	1:16.911	27	Federico Danova	44.235	42	85	Benjamin Cauvas	2:50.402	2:50.510	34		
43	78	Laurent Dziadus	49.339	43	Damiano Puccetti	1:16.943	19	Gianalberto Coldani	44.260	43	65	Fabien Julia	2:50.589	2:51.182	41		
44	13	Raphael Cuadrado	49.342	16	Lionel Viguier	1:17.107	199	Alejandro Schimpf	44.276	44	13	Raphael Cuadrado	2:50.646	2:51.021	39		
45	31	Jeremy Bordagaray	49.345	54	Sébastien Gehin	1:17.154	82	Jacopo Giuseppe Cimenès	44.373	45	78	Laurent Dziadus	2:50.779	2:51.059	40		
46	95	Adam Sascha	49.469	95	Adam Sascha	1:17.190	54	Sébastien Gehin	44.382	46	95	Adam Sascha	2:50.812	2:51.470	44		
47	73	Sandro Cutini	49.549	19	Gianalberto Coldani	1:17.252	103	Francesco Miotto	44.390	47	38	Alessio Alcidi	2:50.929	2:51.378	42		
48	27	Federico Danova	49.617	13	Raphael Cuadrado	1:17.252	3	Daniel Nyffeler	44.494	48	54	Sébastien Gehin	2:51.190	2:51.458	43		
49	54	Sébastien Gehin	49.654	44	Veenesh Shunker	1:17.261	44	Veenesh Shunker	44.558	49	3	Daniel Nyffeler	2:51.355	2:52.036	46		
50	53	Due	49.809	3	Daniel Nyffeler	1:17.564	78	Laurent Dziadus	44.579	50	73	Sandro Cutini	2:51.471	2:52.251	48		
51	85	Benjamin Cauvas	49.833	133	Samuel Chaligne	1:17.568	65	Fabien Julia	44.634	51	122	Ludovico Longoni	2:51.553	2:51.553	45		
52	12	Ludovico Longoni	49.838	53	Due	1:17.580	53	Due	44.700	52	44	Veenesh Shunker	2:51.833	2:52.123	47		
53	37	Andrea Chierichetti	49.982	38	Alessio Alcidi	1:17.629	122	Ludovico Longoni	44.804	53	53	Due	2:52.089	2:52.405	49		
54	72	Manuel Stefani	49.984	73	Sandro Cutini	1:17.797	133	Samuel Chaligne	44.870	54	133	Samuel Chaligne	2:52.451	2:57.410	55		
55	13	Samuel Chaligne	50.013	372	Andrea Chierichetti	1:18.009	11	Andrea Bonifazi	45.078	55	11	Andrea Bonifazi	2:53.237	2:53.838	51		
56	44	Veenesh Shunker	50.014	11	Andrea Bonifazi	1:18.094	17	Daniele Pasquali	45.257	56	372	Andrea Chierichetti	2:53.251	2:54.976	53		





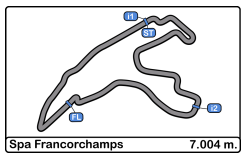
Spa Francorchamps
Clio Cup Series
Qualifying - 1
Best Sectors Results

CLIO CUP

SERIES

	Sector - 1			Sector - 2			Sector - 3			Ideal Lap vs Best Lap					
Clas	Nº	Driver	Time	Nº	Driver	Time	Nº	Driver	Time	Clas	Nº	Driver	Ideal Lap	Best Lap	Clas
57	11	Andrea Bonifazi	50.065	72	Manuel Stefani	1:18.139	372	Andrea Chierichetti	45.260	57	72	Manuel Stefani	2:53.461	2:53.461	50
58	17	Daniele Pasquali	50.281	17	Daniele Pasquali	1:19.061	72	Manuel Stefani	45.338	58	17	Daniele Pasquali	2:54.599	2:54.900	52
59	63	Gabriel Alonso	52.566	63	Gabriel Alonso	1:21.932	63	Gabriel Alonso	46.761	59	63	Gabriel Alonso	3:01.259	3:01.259	59





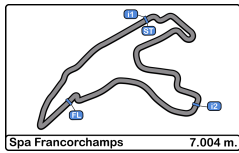
Spa Francorchamps
Clio Cup Series
Qualifying - 1
Best 5 Lap Times

CLIO CUP

SERIES

										Best 1		Best 2		Best 3		Best 4		Best 5	
Cls	N°	Driver	Nat	Cat	Cls	Team	Nat	Group		Time	Lap	Time	Lap	Time	Lap	Time	Lap	Time	Lap
1	12	Gabriele Torelli	ITA			Rangoni Corse	ITA	EUR & MID		2:47.462	3	2:47.477	4	2:57.057	6				
2	105	Alessandro Brigatti	ITA	CHA	1	PROGETTO E20	ITA	ITA		2:47.637	6	2:47.898	4	2:47.908	3	2:54.206	2	3:02.582	5
3	15	David Pouget	FRA			GPA Racing	FRA	EUR & FRA		2:47.792	7	2:47.852	4	2:48.244	3	2:49.151	2	2:49.916	6
4	29	Alexandre	FRA	CHA	2	GPA Racing	FRA	FRA		2:47.863	7	2:48.011	3	2:49.207	2	2:49.884	6	2:57.059	5
5	101	Tomas Pekar	CZE			Carpek Racing	CZE	EUR & MID		2:47.916	3	2:49.799	4	2:55.490	5	3:18.313	6		
6	25	Alexandre Albouy	FRA			GPA Racing	FRA	FRA		2:48.255	3	2:48.384	6	2:50.395	5	3:01.931	7		
7	24	Aurelien Renet	FRA	CHA	3	JSB Competition	FRA	FRA		2:48.288	3	2:53.200	6	2:53.514	2	2:53.713	7		
8	91	Luca Franca	ITA	RAC	1	MC Motortecnica	ITA	EUR & ITA		2:48.398	6	2:48.474	3	2:56.141	4	3:08.353	7		
9	1	Anthony Jurado	FRA			Milan Competition	FRA	EUR & MID		2:48.485	7	2:48.631	4	2:48.856	5	2:54.392	6		
10	30	Alex Lancellotti	ITA	RAC	2	Faro Racing	ITA	EUR & ITA		2:48.487	5	2:48.912	4	2:49.309	3	3:04.332	6	3:55.274	7
11	113	Adrian Schimpf	ESP	CHA	4	AST Competition	ESP	EUR & ESP		2:48.594	4	2:50.356	6	2:53.297	7				
12	5	Nicolas Milan	FRA			Milan Competition	FRA	EUR & FRA		2:48.617	4	2:48.812	3	2:48.833	5	2:49.733	2	2:53.210	6
13	125	Jerzy Spinkiewicz	POL			UNIQ Racing	POL	EUR & ITA		2:48.651	3	2:50.112	5	2:50.921	2	2:53.261	4	3:07.538	6
14	558	Pierre Bredeaux	FRA	CHA	5	Comte Racing Team	FRA	EUR		2:48.775	6	2:49.235	4	2:49.367	3	2:50.208	2	2:53.137	7
15	2	Florian Coruble	FRA	CHA	6	GM Sport	FRA	FRA		2:48.907	4	2:49.543	3	2:50.023	5	2:50.748	6	2:53.987	7
16	158	Florian Venturi	FRA	CHA	7	GM Sport	FRA	FRA		2:48.980	3	2:49.644	4	2:49.700	7				
17	116	Giacomo Trebbi	ITA	CHA	8	MC Motortecnica	ITA	ITA		2:49.075	6	2:49.230	7	2:49.472	4	2:49.524	3	2:52.232	2
18	55	René Steemetz	NLD	RAC	3	ChefoSport	ESP	EUR & MID		2:49.149	3	2:52.230	2						
19	4	Julien Baziret	FRA	CHA	9	Baziret Sport	FRA	EUR & MID		2:49.201	4	2:49.467	3	2:50.531	2	2:51.614	5		
20	84	Mattia Lancellotti	ITA	CHA	10	Faro Racing	ITA	EUR & ITA		2:49.243	5	2:49.625	6	2:50.315	4	2:53.301	7		
21	211	Nikola Miljkovic	SRB	CHA	11	Tempo Racing Team	SRB	EUR & MID		2:49.267	4	2:49.471	3	3:13.246	5				
22	42	Mariano Alonso	ESP	CHA	12	GPA Racing	FRA	FRA		2:49.296	3								
23	41	Simone Di Luca	ITA			Faro Racing	ITA	ITA		2:49.393	6	2:50.561	7	2:50.563	3				
24	9	Andrea Stucki	CHE			Stucki Motorsport	CHE	MID		2:49.519	4	2:49.933	3	2:50.901	5	2:51.343	7	2:54.072	6
25	21	Stephan Polderman	NLD	RAC	4	ChefoSport	ESP	EUR & MID		2:49.558	3	2:51.934	4	2:58.859	6	3:01.922	5		
26	31	Jeremy Bordagaray	FRA	RAC	5	Milan Competition	FRA	FRA & ESP		2:49.743	4	2:50.414	5	2:50.491	6	3:18.594	7	3:24.242	3
27	7	Mickael Carree	FRA	CHA	13	T2CM	FRA	EUR & FRA		2:49.757	6	2:50.298	7	2:51.098	3	2:53.339	4	2:57.370	2
28	99	Guillaume Maio	FRA	CHA	14	GM Sport	FRA	EUR & MID		2:49.764	4	2:50.045	5	2:50.200	7	2:50.283	2	2:50.417	3
29	51	Henrik Seibel	DEU	CHA	15	Carpek Service	CZE	MID		2:49.894	5	2:52.095	3	2:53.140	6	2:55.816	7		
30	60	Leonardo Arduini	ITA	CHA	16	MC Motortecnica	ITA	EUR & ITA		2:50.004	5	2:50.410	4	2:54.386	7	3:12.971	2		
31	27	Federico Danova	ITA	CHA	17	ESSECORSE	ITA	ITA		2:50.307	6	2:51.407	5	3:02.611	2				
32	16	Lionel Viguier	FRA	RAC	6	T2CM	FRA	EUR & FRA		2:50.360	5	2:50.587	6	2:51.911	3	2:52.384	4	2:57.293	2
33	82	Jacopo Giuseppe	ITA	CHA	18	ESSECORSE	ITA	EUR & ITA		2:50.457	3	2:50.624	5	2:50.627	6	2:52.164	7	2:55.535	4
34	85	Benjamin Cauvas	FRA	RAC	7	GPA Racing	FRA	EUR		2:50.510	3	2:51.257	5	2:52.463	6	2:53.087	7	2:56.443	4
35	43	Damiano Puccetti	ITA	CHA	19	Rangoni Corse	ITA	EUR		2:50.562	3	2:50.763	6	2:51.554	4				
36	107	Cristian Ricciarini	ITA			ESSECORSE	ITA	EUR & ITA		2:50.593	3	2:50.944	4						
37	118	Francesco Pagano	ITA	CHA	20	Costa Ovest	ITA	ITA		2:50.714	3	2:56.513	4						
38	19	Gianalberto Coldani	ITA	CHA	21	MC Motortecnica	ITA	ITA		2:50.923	3	3:01.431	6						
39	13	Raphael Cuadrado	FRA	RAC	8	GM Sport	FRA	FRA		2:51.021	3	2:52.526	5						
40	78	Laurent Dziadus	FRA	RAC	9	TEAM LUCAS	FRA	FRA		2:51.059	6	2:52.356	4	2:55.545	2	3:00.244	3		
41	65	Fabien Julia	FRA	RAC	10	LR Performance	FRA	FRA		2:51.182	3	2:51.423	5	2:51.563	6	2:51.806	4	2:56.088	2
42	38	Alessio Alcidi	ITA	CHA	22	Tuder Motorsport	ITA	ITA		2:51.378	7	2:52.139	5	2:52.155	4	2:52.961	6		
43	54	Sébastien Gehin	FRA	RAC	11	T2CM	FRA	MID		2:51.458	5	2:51.470	4	2:52.082	6	2:52.400	3	2:55.303	2
44	95	Adam Sascha	ITA	CHA	23	SEVENHILLS	ITA	ITA		2:51.470	5	2:51.503	6	2:51.960	4	2:53.145	3	2:54.080	2
45	122	Ludovico Longoni	ITA	CHA	24	MC Motortecnica	ITA	EUR & ITA		2:51.553	7	2:52.221	5	2:52.415	6	2:55.105	3	2:59.441	4
46	3	Daniel Nyffeler	CHE	CHA	25	Stucki Motorsport	CHE	MID		2:52.036	7	2:52.822	6	2:53.707	5	2:53.897	3	2:54.150	4
47	44	Veenesh Shunker	FRA	RAC	12	T2CM	FRA	FRA		2:52.123	6	2:52.508	4						
48	73	Sandro Cutini	ITA	RAC	13	Faro Racing	ITA	ITA		2:52.251	4	3:17.376	5						
49	53	Due	ITA	RAC	14	Oregon Team	ITA	ITA		2:52.405	6	2:53.564	4	2:53.739	3				
50	72	Manuel Stefani	ITA	RAC	15	SEVENHILLS	ITA	ITA		2:53.461	6	2:54.857	7	2:55.966	4	2:56.007	5	2:59.102	3
51	11	Andrea Bonifazi	ITA	RAC	16	SEVENHILLS	ITA	ITA		2:53.838	6	2:56.492	4						
52	17	Daniele Pasquali	ITA	RAC	17	Tuder Motorsport	ITA	EUR & ITA		2:54.900	4	2:54.958	5	2:59.141	2				
53	372	Andrea Chierichetti	ITA	RAC	18	MC Motortecnica	ITA	EUR & ITA		2:54.976	4	2:55.018	6	2:57.616	3	3:01.375	2		
54	103	Francesco Miotto	ITA	CHA	26	PROGETTO E20	ITA	ITA		2:55.577	7	3:06.940	2						
55	133	Samuel Chaligne	FRA	RAC	19	T2CM	FRA	FRA		2:57.410	3								
56	199	Alejandro Schimpf	ESP	CHA	27	AST Competition	ESP	EUR & ESP		2:57.821	3								



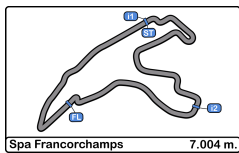


Spa Francorchamps
Clio Cup Series
Qualifying - 1
Best 5 Lap Times

CLIO CUP SERIES

										Best 1		Best 2		Best 3		Best 4		Best 5	
Cls	Nº	Driver	Nat	Cat	Cls	Team	Nat	Group		Time	Lap	Time	Lap	Time	Lap	Time	Lap	Time	Lap
57	119	Fernando Navarrete		ESP		ChefoSport		ESP	EUR	2:59.110	3	3:04.390	5						
58	109	Francesco Savoia		ITA	CHA	28	PROGETTO E20		ITA	3:00.828	5	4:04.799	6						
59	63	Gabriel Alonso		ESP	RAC	20	GPA Racing		FRA	3:01.259	7	3:02.058	6	3:03.511	5	3:04.963	4	3:06.303	3



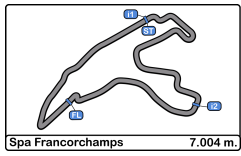


Spa Francorchamps
Clio Cup Series
Qualifying - 1
Best 5 Top Speeds

CLIO CUP SERIES







										Top 1		Top 2		Top 3		Top 4		Top 5		Avg
Clas	Nº	Driver	Nat	Cat	Cls	Team	Nat	Group		Km/h	Lap	Km/h	Lap	Km/h	Lap	Km/h	Lap	Km/h	Lap	
1	19	Gianalberto Coldani	ITA	CHA	1	MC Motortecnica	ITA	ITA		210.1	7	201.4	5	201.1	3	189.4	6	189.1	4	198.2
2	25	Alexandre Albouy	FRA			GPA Racing	FRA	FRA		209.3	6	207.6	5	204.5	2	204.1	3	201.8	4	205.5
3	199	Alejandro Schimpf	ESP	CHA	2	AST Competition	ESP	EUR & ESP		208.8	2	205.3	6	202.6	7	200.3	4	200.3	5	203.5
4	12	Gabriele Torelli	ITA			Rangoni Corse	ITA	EUR & MID		208.4	3	206.1	6	204.9	4	204.5	5	194.9	2	203.8
5	113	Adrian Schimpf	ESP	CHA	3	AST Competition	ESP	EUR & ESP		208.4	4	206.5	5	205.3	3	204.9	2	203.7	6	205.8
6	1	Anthony Jurado	FRA			Milan Competition	FRA	EUR & MID		208.0	3	207.6	4	207.2	6	206.5	5	206.1	7	207.1
7	2	Florian Coruble	FRA	CHA	4	GM Sport	FRA	FRA		208.0	2	206.5	4	204.9	6	201.8	3	200.7	5	204.4
8	43	Damiano Puccetti	ITA	CHA	5	Rangoni Corse	ITA	EUR		208.0	7	204.5	3	203.3	6	202.6	5	199.6	4	203.6
9	119	Fernando Navarrete	ESP			ChefoSport	ESP	EUR		208.0	6	206.8	7	205.3	4	204.1	3	201.1	2	205.1
10	15	David Pouget	FRA			GPA Racing	FRA	EUR & FRA		207.6	7	205.7	4	204.1	6	203.0	3	201.1	5	204.3
11	29	Alexandre Finkelstein	FRA	CHA	6	GPA Racing	FRA	FRA		207.6	6	206.1	3	206.1	7	204.9	2	204.1	5	205.7
12	42	Mariano Alonso	ESP	CHA	7	GPA Racing	FRA	FRA		207.6	7	204.9	3	204.1	4	204.1	6	203.3	2	204.8
13	116	Giacomo Trebbi	ITA	CHA	8	MC Motortecnica	ITA	ITA		207.6	6	206.1	7	204.5	3	203.3	5	202.2	4	204.7
14	211	Nikola Miljkovic	SRB	CHA	9	Tempo Racing Team	SRB	EUR & MID		206.8	3	204.5	7	203.7	2	201.4	6	198.8	4	203.1
15	5	Nicolas Milan	FRA			Milan Competition	FRA	EUR & FRA		206.5	3	206.1	4	206.1	6	204.9	2	204.5	5	205.6
16	7	Mickael Carree	FRA	CHA	10	T2CM	FRA	EUR & FRA		206.5	6	204.5	7	203.7	5	201.8	3	194.9	2	202.3
17	105	Alessandro Brigatti	ITA	CHA	11	PROGETTO E20	ITA	ITA		206.5	6	201.1	3	201.1	4	200.0	7	184.6	2	198.6
18	109	Francesco Savoia	ITA	CHA	12	PROGETTO E20	ITA	ITA		206.5	4	204.1	3	203.3	7	201.4	6	200.7	5	203.2
19	158	Florian Venturi	FRA	CHA	13	GM Sport	FRA	FRA		206.5	2	205.3	3	203.0	5	202.6	6	202.2	7	203.9
20	9	Andrea Stucki	CHE			Stucki Motorsport	CHE	MID		206.1	6	203.3	7	201.8	2	201.8	3	200.7	5	202.7
21	13	Raphael Cuadrado	FRA	RAC	1	GM Sport	FRA	FRA		206.1	6	203.7	2	202.6	3	200.7	4	198.5	5	202.3
22	55	René Steemetz	NLD	RAC	2	ChefoSport	ESP	EUR & MID		206.1	6	205.3	4	204.1	3	201.8	2	201.1	5	203.7
23	65	Fabien Julia	FRA	RAC	3	LR Performance	FRA	FRA		206.1	6	203.0	3	201.8	2	201.4	5	201.4	7	202.7
24	91	Luca Franca	ITA	RAC	4	MC Motortecnica	ITA	EUR & ITA		206.1	3	205.3	5	205.3	7	203.0	2	203.0	4	204.5
25	4	Julien Baziret	FRA	CHA	14	Baziret Sport	FRA	EUR & MID		205.7	6	204.1	5	203.3	7	202.2	2	202.2	3	203.5
26	103	Francesco Miotto	ITA	CHA	15	PROGETTO E20	ITA	ITA		205.7	3	202.2	2	202.2	5	200.0	4	200.0	6	202.0
27	3	Daniel Nyffeler	CHE	CHA	16	Stucki Motorsport	CHE	MID		204.9	7	203.0	6	202.2	2	201.4	4	191.4	3	200.6
28	21	Stephan Polderman	NLD	RAC	5	ChefoSport	ESP	EUR & MID		204.9	3	204.1	7	203.7	6	202.2	4	201.4	5	203.3
29	51	Henrik Seibel	DEU	CHA	17	Carpek Service	CZE	MID		204.9	7	204.1	5	202.6	3	196.7	4	196.0	2	200.8
30	101	Tomas Pekar	CZE			Carpek Racing	CZE	EUR & MID		204.9	2	203.7	3	203.7	5	203.7	6	198.8	4	203.0
31	16	Lionel Viguiet	FRA	RAC	6	T2CM	FRA	EUR & FRA		204.5	5	203.3	6	203.3	7	192.1	2	191.8	4	199.0
32	54	Sébastien Gehin	FRA	RAC	7	T2CM	FRA	MID		204.5	2	203.7	3	200.0	5	200.0	6	199.2	4	201.5
33	60	Leonardo Arduini	ITA	CHA	18	MC Motortecnica	ITA	EUR & ITA		204.5	3	203.7	6	201.8	7	200.7	5	200.3	4	202.2
34	107	Cristian Ricciarini	ITA			ESSECORSE	ITA	EUR & ITA		204.5	3	204.5	7	203.7	6	201.8	5	201.1	4	203.1
35	118	Francesco Pagano	ITA	CHA	19	Costa Ovest	ITA	ITA		204.5	3	203.3	2	203.0	6	201.4	7	201.1	5	202.7
36	125	Jerzy Spinkiewicz	POL			UNIQ Racing	POL	EUR & ITA		204.5	5	203.7	3	201.4	4	200.3	2	199.6	6	201.9
37	558	Pierre Bredeaux	FRA	CHA	20	Comte Racing Team	FRA	EUR		204.5	6	199.2	3	198.5	7	198.1	4	197.4	2	199.5
38	24	Aurelien Renet	FRA	CHA	21	JSB Competition	FRA	FRA		204.1	4	202.6	7	201.8	3	195.6	5	190.8	6	199.0
39	38	Alessio Alcidi	ITA	CHA	22	Tuder Motorsport	ITA	ITA		204.1	7	203.7	3	203.0	5	201.8	4	199.6	6	202.4
40	30	Alex Lancellotti	ITA	RAC	8	Faro Racing	ITA	EUR & ITA		203.7	7	203.0	3	202.6	6	202.2	2	201.4	5	202.6
41	31	Jeremy Bordagaray	FRA	RAC	9	Milan Competition	FRA	FRA & ESP		203.7	4	203.3	6	199.2	5	195.6	2	187.5	3	197.9
42	84	Mattia Lancellotti	ITA	CHA	23	Faro Racing	ITA	EUR & ITA		203.7	5	203.0	6	201.8	3	199.2	7	185.2	4	198.6
43	73	Sandro Cutini	ITA	RAC	10	Faro Racing	ITA	ITA		203.3	3	203.0	6	201.4	7	200.7	2	199.6	4	201.6
44	99	Guillaume Maio	FRA	CHA	24	GM Sport	FRA	EUR & MID		203.3	2	202.2	3	200.3	4	200.3	6	200.0	7	201.2
45	85	Benjamin Cauvas	FRA	RAC	11	GPA Racing	FRA	EUR		203.0	2	201.1	3	199.2	4	198.1	5	198.1	6	199.9
46	41	Simone Di Luca	ITA			Faro Racing	ITA	ITA		202.6	6	202.2	2	200.7	7	199.2	5	195.2	4	200.0
47	27	Federico Danova	ITA	CHA	25	ESSECORSE	ITA	ITA		202.2	6	201.4	5	199.2	3	198.5	2	198.5	4	200.0
48	72	Manuel Stefani	ITA	RAC	12	SEVENHILLS	ITA	ITA		202.2	6	200.7	5	200.7	7	188.4	3	186.2	4	195.6
49	82	Jacopo Giuseppe	ITA	CHA	26	ESSECORSE	ITA	EUR & ITA		202.2	6	201.4	5	201.1	3	198.5	4	195.2	7	199.7
50	78	Laurent Dziadus	FRA	RAC	13	TEAM LUCAS	FRA	FRA		201.8	2	201.1	4	200.7	5	200.3	7	200.0	6	200.8
51	95	Adam Sascha	ITA	CHA	27	SEVENHILLS	ITA	ITA		201.8	6	200.3	7	199.2	3	199.2	5	198.1	2	199.7
52	11	Andrea Bonifazi	ITA	RAC	14	SEVENHILLS	ITA	ITA		201.4	6	194.5	4	192.1	3	190.1	5	178.5	2	191.3
53	372	Andrea Chierichetti	ITA	RAC	15	MC Motortecnica	ITA	EUR & ITA		201.4	5	200.0	6	196.7	4	182.4	3	171.4	2	190.4
54	17	Daniele Pasquali	ITA	RAC	16	Tuder Motorsport	ITA	EUR & ITA		200.3	2	199.2	5	198.8	4	197.8	7	197.4	6	198.7
55	53	Due	ITA	RAC	17	Oregon Team	ITA	ITA		200.3	7	200.0	6	198.5	2	197.0	5	192.8	3	197.7
56	133	Samuel Chaligne	FRA	RAC	18	T2CM	FRA	FRA		200.0	3	199.2	7	198.5	5	193.8	2	188.1	6	195.9






Spa Francorchamps
Clio Cup Series
Qualifying - 1
Best 5 Top Speeds

CLIO CUP SERIES

										Top 1		Top 2		Top 3		Top 4		Top 5		
Clas	Nº	Driver	Nat	Cat	Cls	Team	Nat	Group		Km/h	Lap	Km/h	Lap	Km/h	Lap	Km/h	Lap	Km/h	Lap	Avg
57	44	Veenesh Shunker		FRA	RAC	19	T2CM		FRA	199.6	4	199.2	2	199.2	3	198.8	6	197.0	7	198.8
58	122	Ludovico Longoni		ITA	CHA	28	MC Motortecnica		ITA	198.8	6	198.8	7	197.8	3	197.4	5	197.0	4	198.0
59	63	Gabriel Alonso		ESP	RAC	20	GPA Racing		FRA	189.4	6	188.4	7	181.2	5	174.4	3	173.6	4	181.4






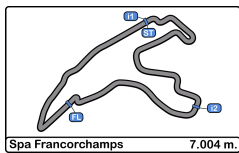
Spa Francorchamps
Clio Cup Series
Qualifying - 1
Fastest Laps Sequence

CLIO CUP

SERIES

Lap	Time of Day	Session Time	N°	Driver	Nat	Cat	Team	Nat	Group	Time	Km/h	
2	12:58:54.441	8:54.441	558	Pierre Bredeaux		FRA	CHA Comte Racing Team		FRA	EUR	2:50.208	148.1
2	12:58:58.997	8:58.997	5	Nicolas Milan		FRA	Milan Competition		FRA	EUR & FRA	2:49.733	148.5
2	13:00:03.553	10:03.553	15	David Pouget		FRA	GPA Racing		FRA	EUR & FRA	2:49.151	149.0
3	13:01:47.809	11:47.809	5	Nicolas Milan		FRA	Milan Competition		FRA	EUR & FRA	2:48.812	149.3
3	13:02:08.441	12:08.441	105	Alessandro Brigatti		ITA	CHA PROGETTO E20		ITA	ITA	2:47.908	150.1
3	13:03:17.551	13:17.551	12	Gabriele Torelli		ITA	Rangoni Corse		ITA	EUR & MID	2:47.462	150.5





Spa Francorchamps

Clio Cup Series

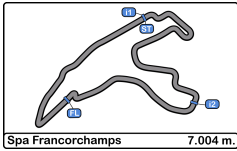
Qualifying - 1

Event Best Maximum Speed

CLIO CUP SERIES

N°	Driver	Nat	Cat	Clas	Team	Nat	Group	Km/h	Session
15	David Pouget		FRA		GPA Racing		EUR & FRA	210.5	Collective Test 2
158	Florian Venturi		FRA	CHA 1	GM Sport		FRA	210.5	Collective Test 2
113	Adrian Schimpf		ESP	CHA 2	AST Competition		EUR & ESP	210.1	Collective Test 2
19	Gianalberto Coldani		ITA	CHA 3	MC Motortecnica		ITA	210.1	Qualifying - 1
125	Jerzy Spinkiewicz		POL		UNIQ Racing		EUR & ITA	209.7	Collective Test 2
25	Alexandre Albouy		FRA		GPA Racing		FRA	209.3	Qualifying - 1
24	Aurelien Renet		FRA	CHA 4	JSB Competition		FRA	208.8	Collective Test 2
2	Florian Coruble		FRA	CHA 5	GM Sport		FRA	208.8	Collective Test 2
199	Alejandro Schimpf		ESP	CHA 6	AST Competition		EUR & ESP	208.8	Qualifying - 1
91	Luca Franca		ITA	RAC 1	MC Motortecnica		EUR & ITA	208.4	Collective Test 1
5	Nicolas Milan		FRA		Milan Competition		EUR & FRA	208.4	Collective Test 2
12	Gabriele Torelli		ITA		Rangoni Corse		EUR & MID	208.4	Qualifying - 1
30	Alex Lancellotti		ITA	RAC 2	Faro Racing		EUR & ITA	208.0	Collective Test 1
60	Leonardo Arduini		ITA	CHA 7	MC Motortecnica		EUR & ITA	208.0	Collective Test 2
1	Anthony Jurado		FRA		Milan Competition		EUR & MID	208.0	Qualifying - 1
119	Fernando Navarrete		ESP		ChefoSport		EUR	208.0	Qualifying - 1
43	Damiano Puccetti		ITA	CHA 8	Rangoni Corse		EUR	208.0	Qualifying - 1
101	Tomas Pekar		CZE		Carpek Racing		EUR & MID	207.6	Collective Test 2
7	Mickael Carree		FRA	CHA 9	T2CM		EUR & FRA	207.6	Collective Test 2
29	Alexandre Finkelstein		FRA	CHA 10	GPA Racing		FRA	207.6	Qualifying - 1
116	Giacomo Trebbi		ITA	CHA 11	MC Motortecnica		ITA	207.6	Qualifying - 1
42	Mariano Alonso		ESP	CHA 12	GPA Racing		FRA	207.6	Qualifying - 1
13	Raphael Cuadrado		FRA	RAC 3	GM Sport		FRA	207.2	Collective Test 2
107	Cristian Ricciarini		ITA		ESSECORSE		EUR & ITA	206.8	Collective Test 1
4	Julien Baziret		FRA	CHA 13	Baziret Sport		EUR & MID	206.8	Collective Test 2
55	René Steemetz		NLD	RAC 4	ChefoSport		EUR & MID	206.8	Collective Test 2
211	Nikola Miljkovic		SRB	CHA 14	Tempo Racing Team		EUR & MID	206.8	Qualifying - 1
95	Adam Sascha		ITA	CHA 15	SEVENHILLS		ITA	206.5	Collective Test 1
54	Sébastien Gehin		FRA	RAC 5	T2CM		MID	206.5	Collective Test 2
109	Francesco Savoia		ITA	CHA 16	PROGETTO E20		ITA	206.5	Qualifying - 1
105	Alessandro Brigatti		ITA	CHA 17	PROGETTO E20		ITA	206.5	Qualifying - 1
103	Francesco Miotto		ITA	CHA 18	PROGETTO E20		ITA	206.1	Collective Test 1
82	Jacopo Giuseppe		ITA	CHA 19	ESSECORSE		EUR & ITA	206.1	Collective Test 1
84	Mattia Lancellotti		ITA	CHA 20	Faro Racing		EUR & ITA	206.1	Collective Test 2
9	Andrea Stucki		CHE		Stucki Motorsport		MID	206.1	Qualifying - 1
65	Fabien Julia		FRA	RAC 6	LR Performance		FRA	206.1	Qualifying - 1
73	Sandro Cutini		ITA	RAC 7	Faro Racing		ITA	205.7	Collective Test 1
41	Simone Di Luca		ITA		Faro Racing		ITA	205.7	Collective Test 2
558	Pierre Bredeaux		FRA	CHA 21	Comte Racing Team		EUR	205.3	Collective Test 2
16	Lionel Viguiet		FRA	RAC 8	T2CM		EUR & FRA	205.3	Collective Test 2
21	Stephan Polderman		NLD	RAC 9	ChefoSport		EUR & MID	204.9	Collective Test 2
51	Henrik Seibel		DEU	CHA 22	Carpek Service		MID	204.9	Qualifying - 1
3	Daniel Nyffeler		CHE	CHA 23	Stucki Motorsport		MID	204.9	Qualifying - 1
85	Benjamin Cauvas		FRA	RAC 10	GPA Racing		EUR	204.5	Collective Test 1
118	Francesco Pagano		ITA	CHA 24	Costa Ovest		ITA	204.5	Qualifying - 1
38	Alessio Alcidi		ITA	CHA 25	Tuder Motorsport		ITA	204.1	Qualifying - 1
53	Due		ITA	RAC 11	Oregon Team		ITA	203.7	Collective Test 1
31	Jeremy Bordagaray		FRA	RAC 12	Milan Competition		FRA & ESP	203.7	Qualifying - 1
99	Guillaume Maio		FRA	CHA 26	GM Sport		EUR & MID	203.3	Collective Test 1
27	Federico Danova		ITA	CHA 27	ESSECORSE		ITA	203.3	Collective Test 2
78	Laurent Dziadus		FRA	RAC 13	TEAM LUCAS		FRA	203.0	Collective Test 1
72	Manuel Stefani		ITA	RAC 14	SEVENHILLS		ITA	202.2	Qualifying - 1
17	Daniele Pasquali		ITA	RAC 15	Tuder Motorsport		EUR & ITA	201.8	Collective Test 2
372	Andrea Chierichetti		ITA	RAC 16	MC Motortecnica		EUR & ITA	201.4	Qualifying - 1
11	Andrea Bonifazi		ITA	RAC 17	SEVENHILLS		ITA	201.4	Qualifying - 1
44	Veenesh Shunker		FRA	RAC 18	T2CM		FRA	200.3	Collective Test 1
122	Ludovico Longoni		ITA	CHA 28	MC Motortecnica		EUR & ITA	200.0	Collective Test 2





Spa Francorchamps





Clio Cup Series

Qualifying - 1

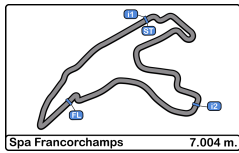
CLIO CUP

SERIES

Event Best Maximum Speed

133	Samuel Chaligne		FRA	RAC	19	T2CM		FRA	FRA	200.0	Qualifying - 1
63	Gabriel Alonso		ESP	RAC	20	GPA Racing		FRA	FRA	189.4	Qualifying - 1





Spa Francorchamps
Clio Cup Series
Qualifying - 1
Pit Stop Analysis

CLIO CUP SERIES

30

Alex Lancellotti

EUR & ITA

RAC

Faro Racing

N°	In Day Time	In Time	Out Time	Pit Time	T. Pit Time	Handicap	Diff.
1	13:10:49.198	13:10:49.198	13:12:05.048	1:15.850	1:15.850		

109

Francesco Savoia

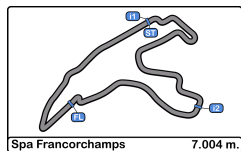
ITA

CHA

PROGETTO E20 Motorsport

N°	In Day Time	In Time	Out Time	Pit Time	T. Pit Time	Handicap	Diff.
1	13:07:52.446	13:07:52.446	13:09:15.602	1:23.156	1:23.156		

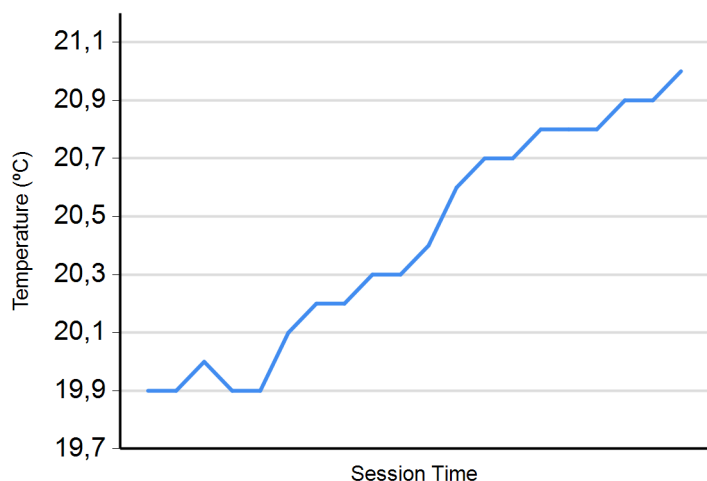




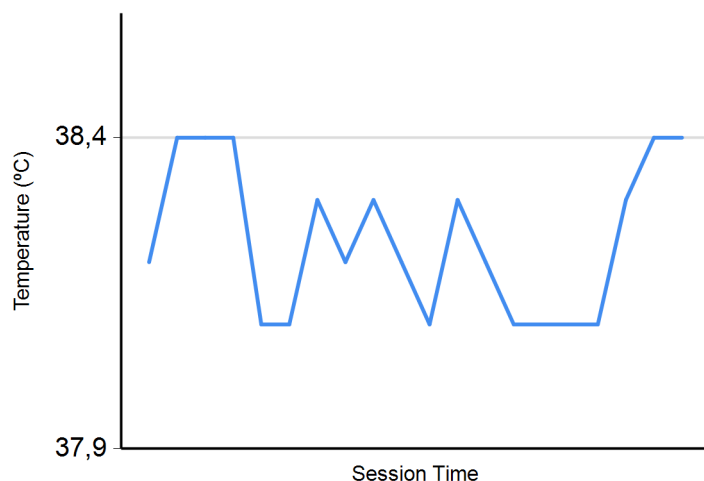
Spa Francorchamps
Clio Cup Series
Qualifying - 1
Weather Report

CLIO CUP SERIES

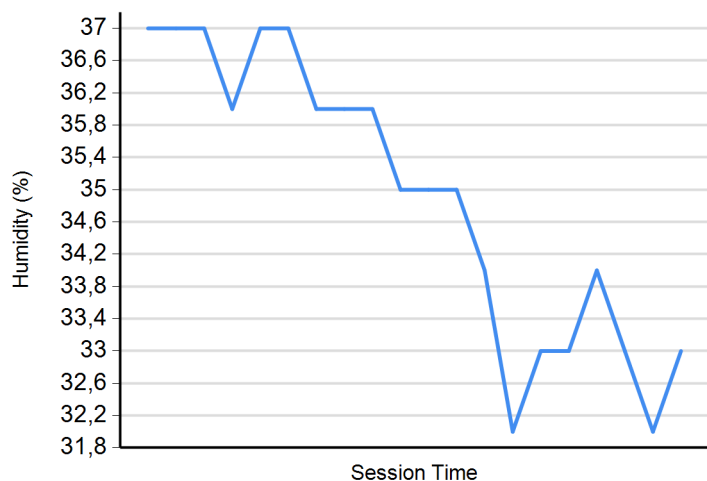
Air Temperature



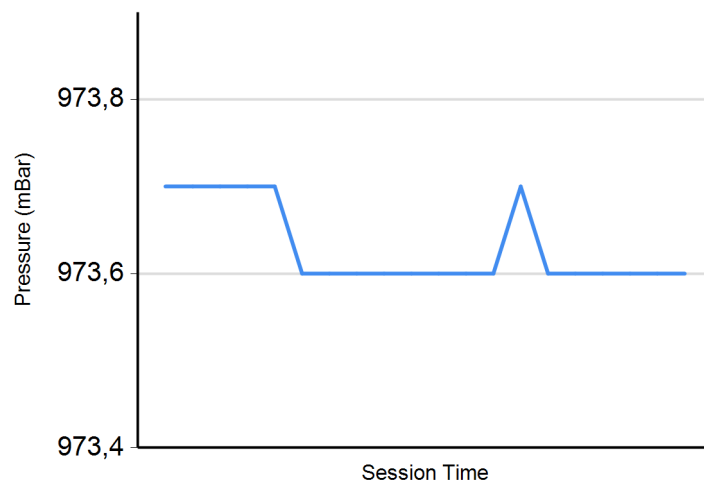
Track Temperature



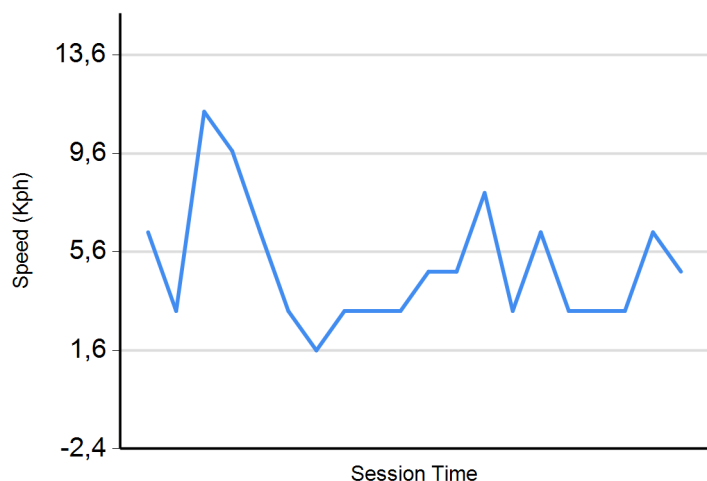
Humidity



Pressure



Wind Speed



Wind direction

North = 0°/360° Est = 90° South = 180° West = 270°

